如何網上開店

- 申請域名：域名可以是.com.hk 或.hk 或其他國家的域名。如 loksir.com.hk 或 loksir.hk 或 loksir.com
- 寄存服務：儲存網頁程式，商品圖片，客戶資料的地方
- 編寫網頁:以往要找 programmer 編寫，現在本課程提供源碼，不用編寫直接安裝後便可使用

本機測試環境

在未有域名及寄存的情況下，為了方便學員，導師提供一個模擬的環境供學員測試及練習(已包括 Apache, PHP, MySQL 及商店)

下載網址：http://slywonghk.mynetgear.com/pshop/xampp.zip

本機測試套件使用：

- winrar (http://www.rarlab.com/)

解壓縮後，置入 C: 盤 xampp 資料夾內，請留意這個系統只供測試，不能真正上網開店

系統要求

操作平台：Windows XP, 7, 8, 10 (32bits / 64bits)

瀏覽器：Firefox、IE、Safari、Chrome 等

解壓縮軟件：winrar 或 winZip

網頁上傳軟件：FileZilla Client(http://filezilla-project.org/)

圖片編修軟件：PhotoFiltre 7(http://photofiltre.com)

如何進入本機測試環境

1. 打開 C：盤，進入 xampp 資料夾
2. 執行 IIS_Stop.bat, 停止 IIS 服務(註：若是使用 windows 7/8/10)的話，要按右鍵，用系統管理員身份執行, 即 Administrator)
3. 執行 Xampp-control.exe 啟動服務器
4. 按 Apache 旁邊的 Start 就可啟動服務器, 見到 Running 字樣表示成功啟動
5. 按 MySql 旁邊的 Start 就可啟動數據庫, 見到 Running 字樣表示成功啟動

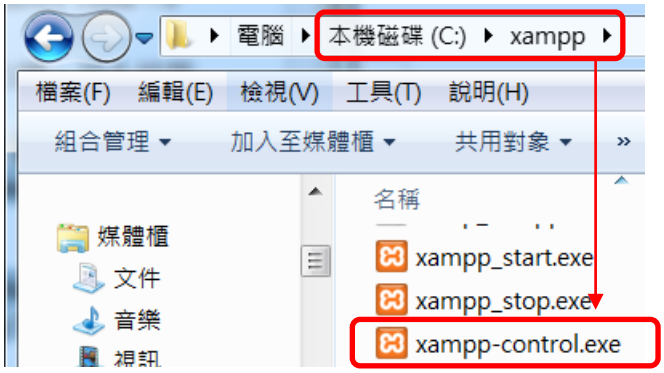



**** 一定要見到 2 個 Running 呆著不消失 ****

http://localhost

成功設定了 Server 部分，可以進入啟動網店樣板

商店的首頁

開啟 Chrome / Firefox，鍵入 http://localhost/prestashop 進入商店的首頁(Front office FO 前台)

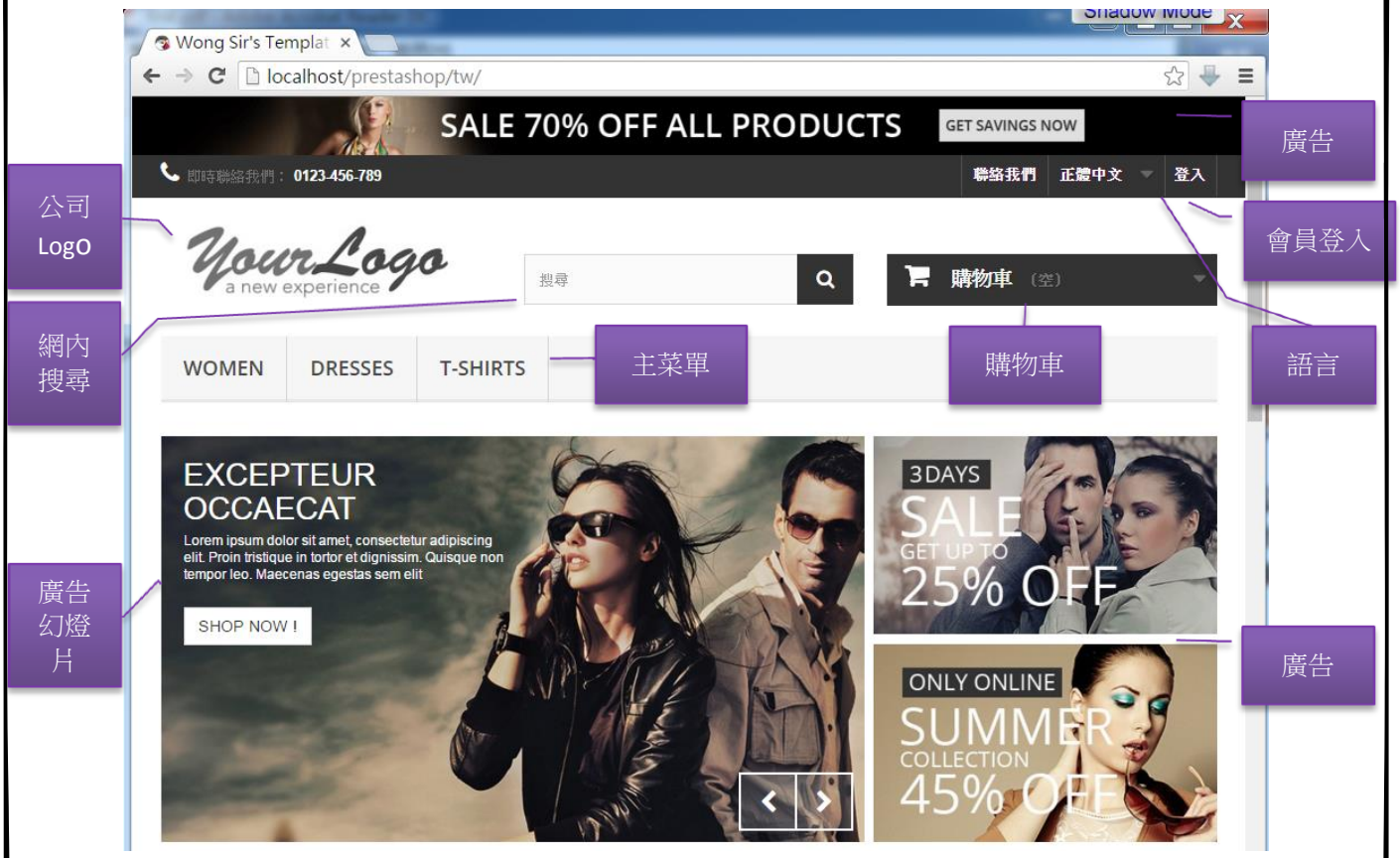

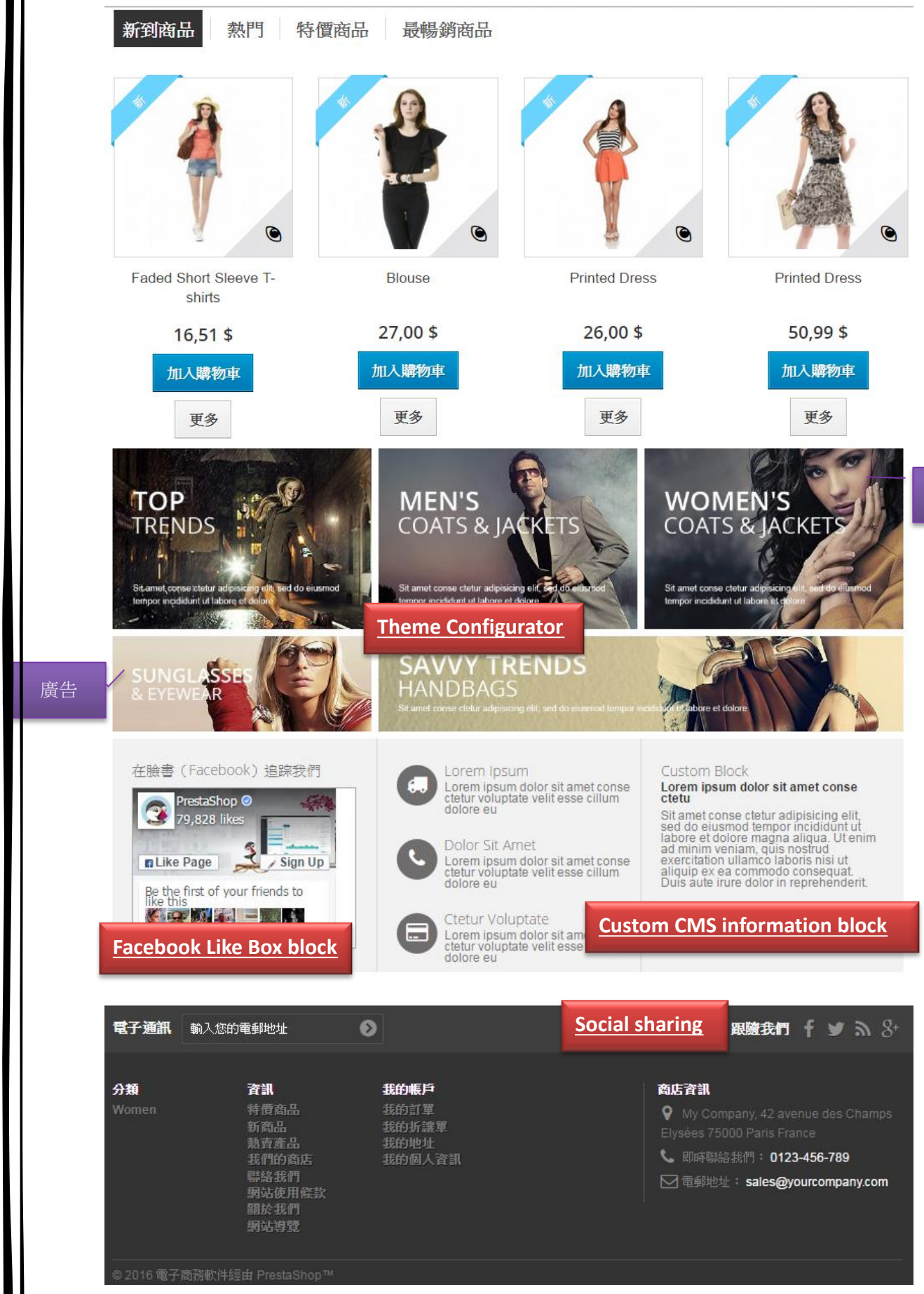
新到商品
熱門
特價商品
最暢銷商品
Faded Short Sleeve T-shirts
16,51 $
加入購物車
更多
Blouse
27,00 $
加入購物車
更多
Printed Dress
26,00 $
加入購物車
更多
Printed Dress
50,99 $
加入購物車
更多
TOP TRENDS
MEN'S COATS & JACKETS
WOMEN'S COATS & JACKETS
廣告
Theme Configurator
廣告
SUNGLASSES & EYEWEAR
SAVVY TRENDS HANDBAGS
在臉書（Facebook）追踪我們
PrestaShop
79,828 likes
Like Page
Sign Up
Be the first of your friends to like this
Facebook Like Box block
Lorem Ipsum
Lorem ipsum dolor sit amet conse ctetur voluptate velit esse cillum dolore eu
Dolor Sit Amet
Lorem ipsum dolor sit amet conse ctetur voluptate velit esse cillum dolore eu
Ctetur Voluptate
Custom Block
Lorem ipsum dolor sit amet conse ctetu
Sit amet conse ctetur adipisicing elit, sed do eiusmod tempor incididunt ut labore et dolore magna aliqua. Ut enim ad minim veniam, quis nostrud exercitation ullamco laboris nisi ut aliquip ex ea commodo consequat. Duis aute irure dolor in reprehenderit.
Custom CMS information block
電子通訊
輸入您的電郵地址
Social sharing
跟隨我們
分類
Women
資訊
特價商品
新商品
熱賣產品
我們的商店
聯絡我們
網站使用條款
關於我們
網站導覽
我的帳戶
我的訂單
我的折讓單
我的地址
我的個人資訊
商店資訊
My Company, 42 avenue des Champs Elysées 75000 Paris France
即時聯絡我們：0123-456-789
電郵地址：sales@yourcompany.com
© 2016 電子商務軟件經由 PrestaShop™

商店的後台

開啟流覽器，鍵入 http://localhost/prestashop/bo 進入商店的後台管理介面 (Back office BO 後台)。

登入名稱：student@gmail.com

密碼：student123456

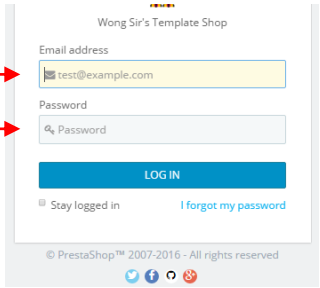

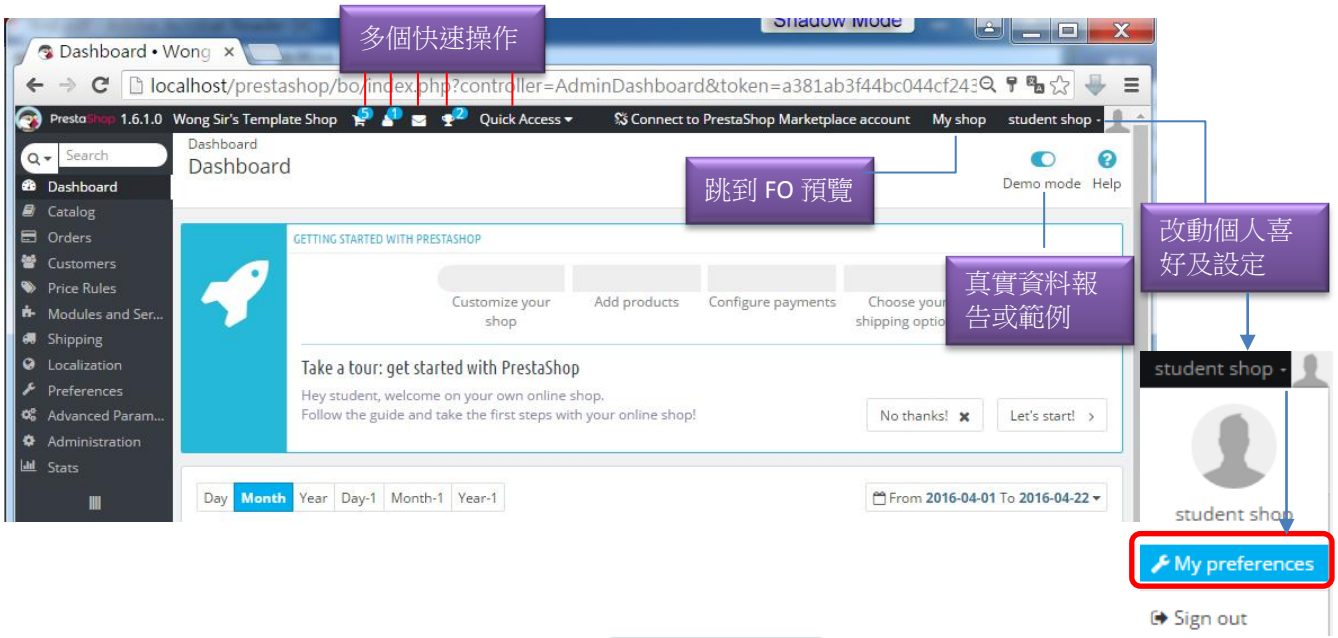

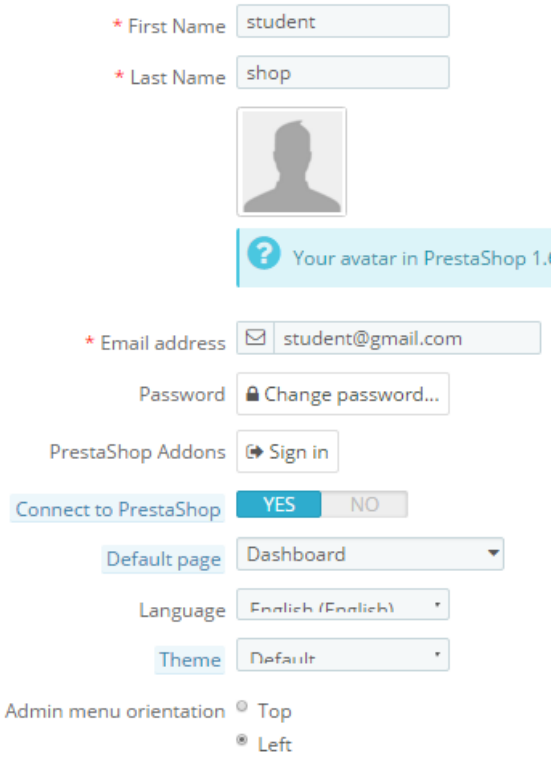

修改公司 Logo 及 Themes 的廣告

BO➔Preferences➔Themes

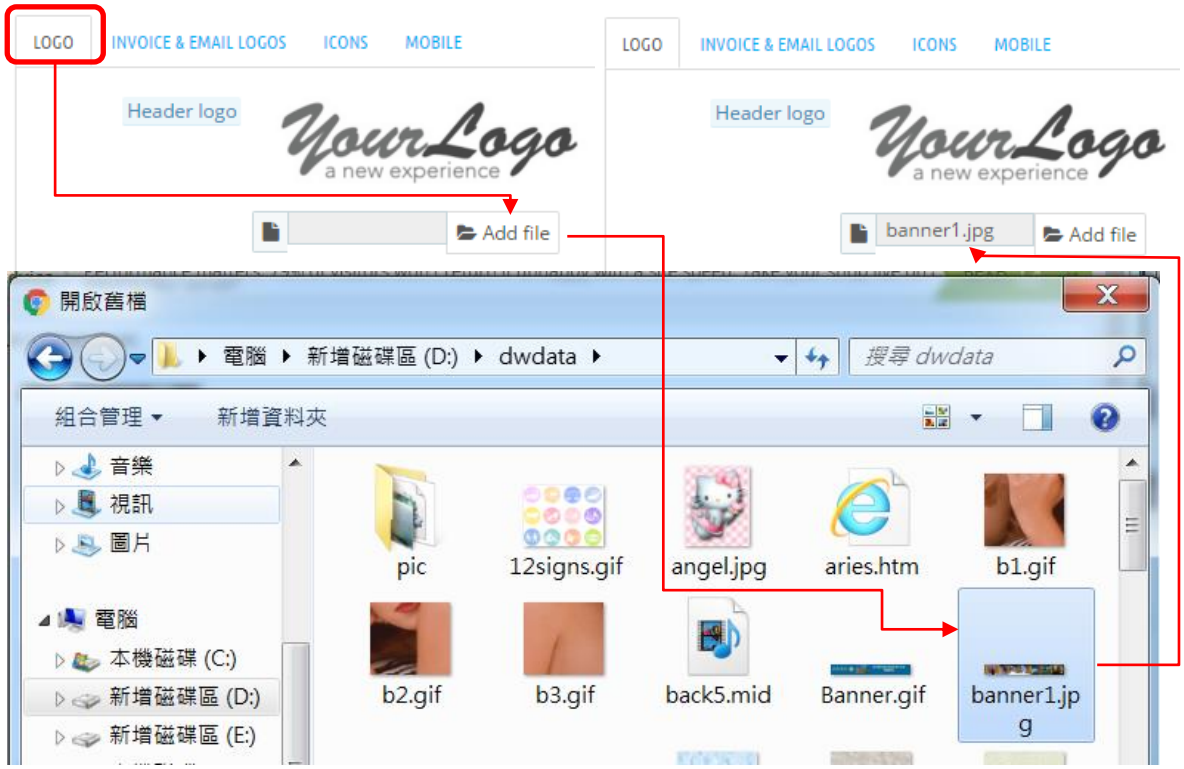

相片格式：Jpg、Gif、PNG

如果沒有設定 Invoice & Email Logos 會自動跟隨 Logo 一樣

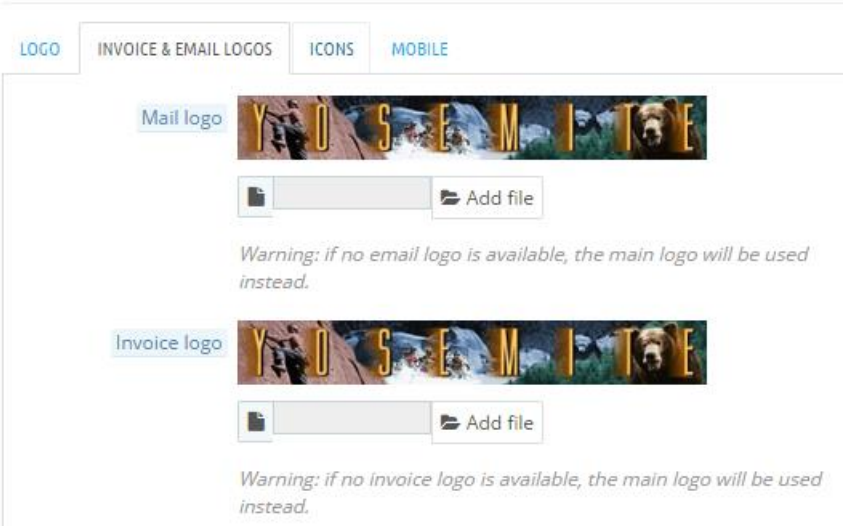

http://favicon.cc ➔ Import Image ➔ 選擇檔案 ➔ Upload ➔ Download Favicon

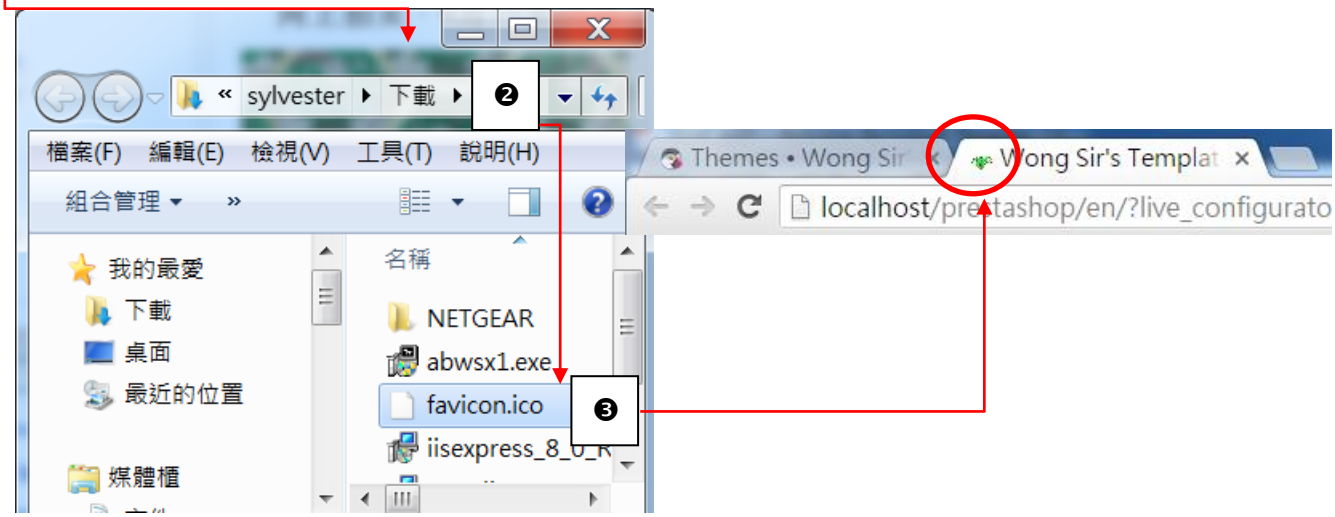

Store Icon ➔貨倉地址 Google 地圖格式為 30x30gif

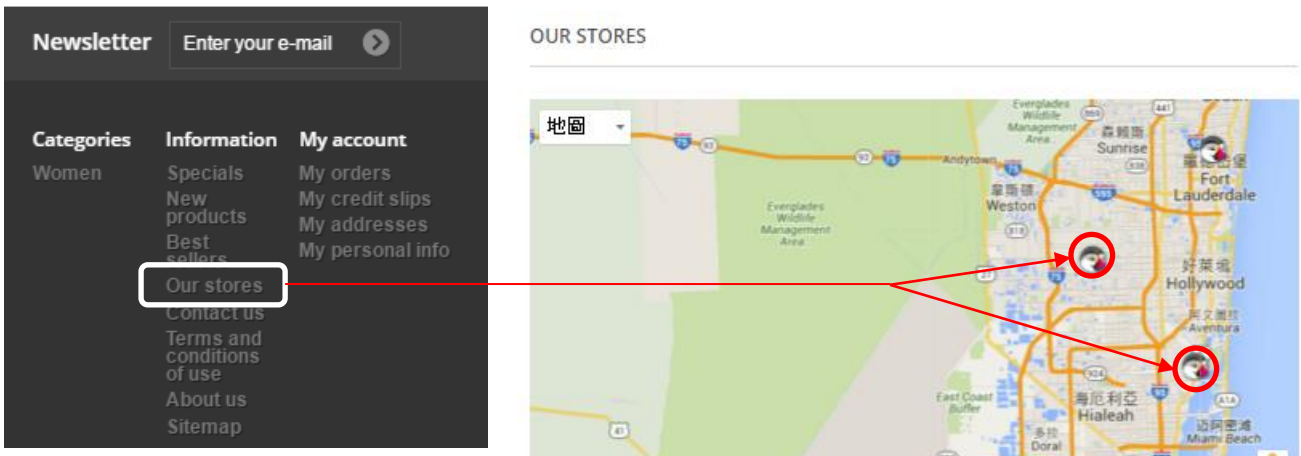

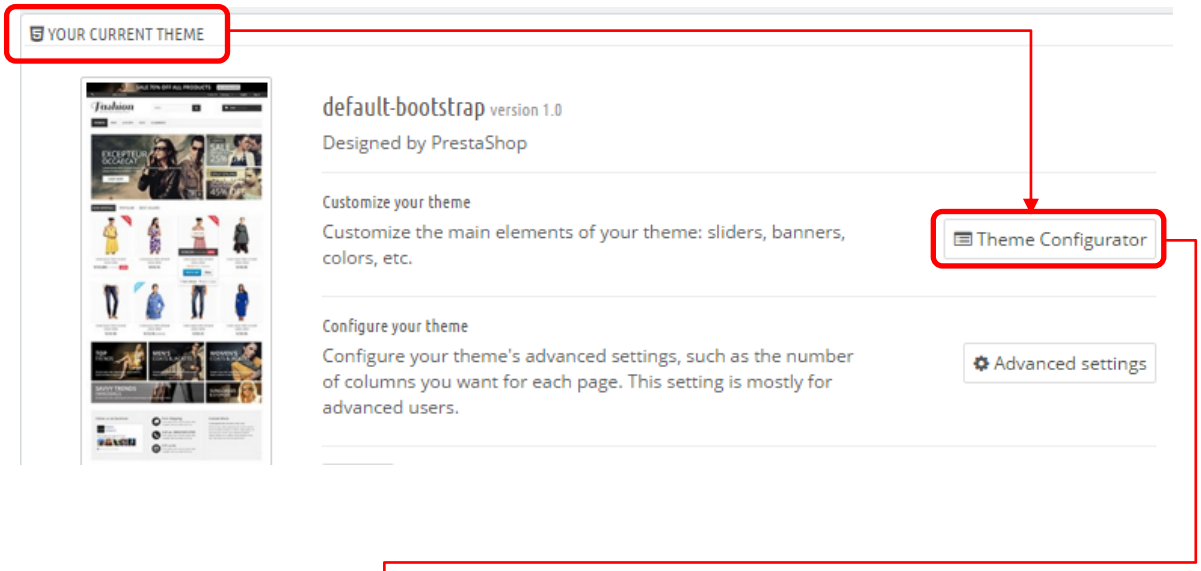

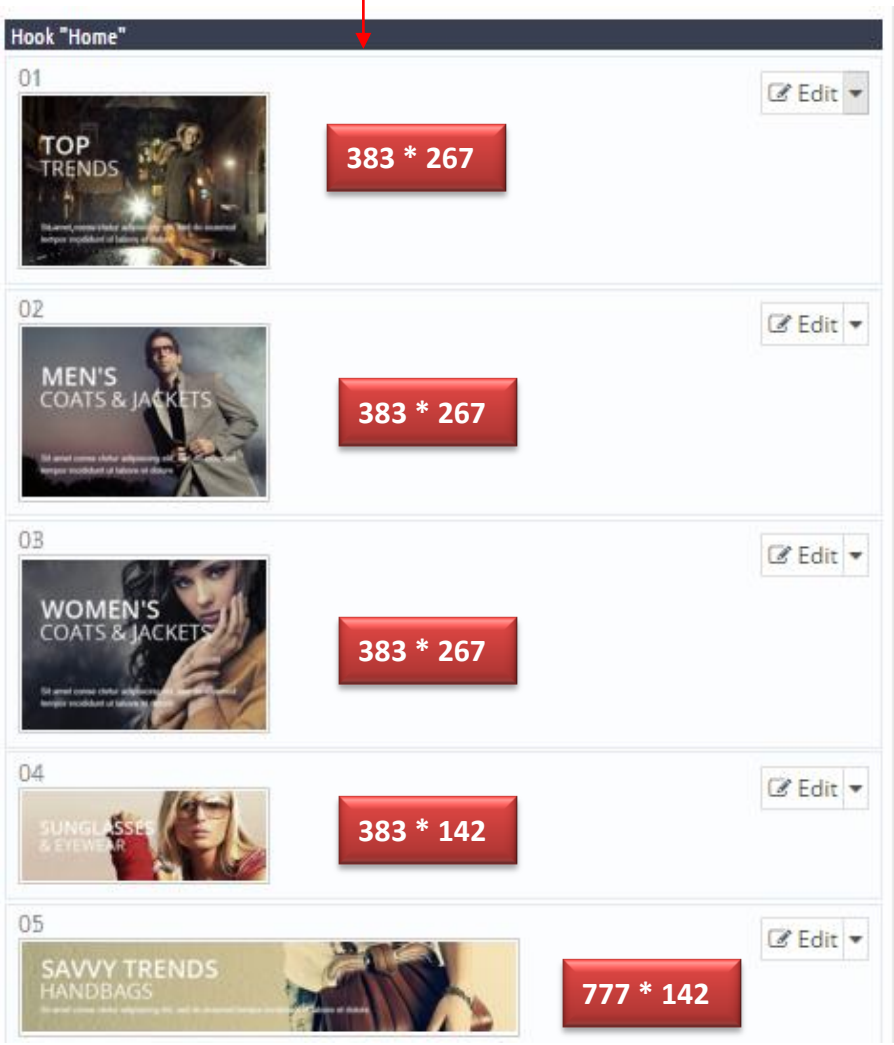

可以轉換另一張相片或隱藏

多層商品分類

BO➔Catalog➔Categories

系統默認 Home 為最頂層的類，可以更改名稱但不能刪除。其下可以自行定義次級分類或頂層分類。所有的商品預設屬於頂層 Home，亦可同時隸屬於其他次級分類。

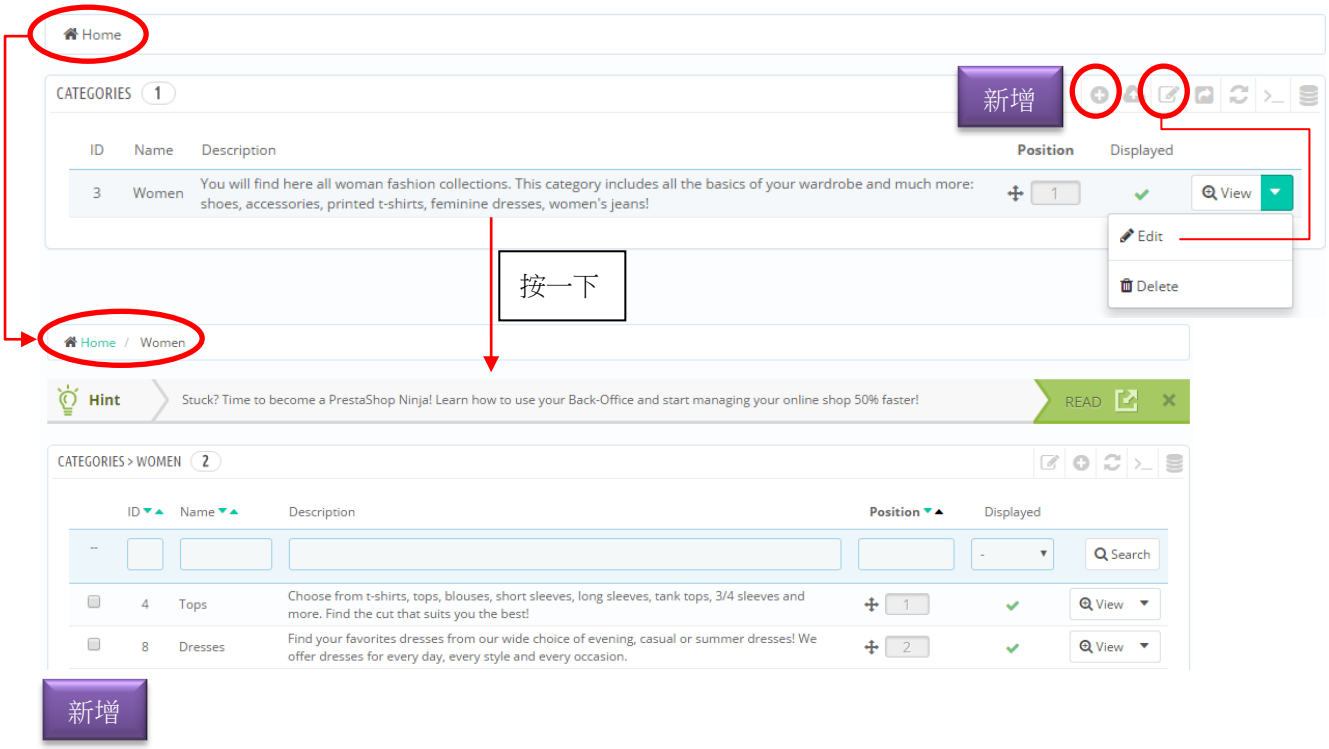

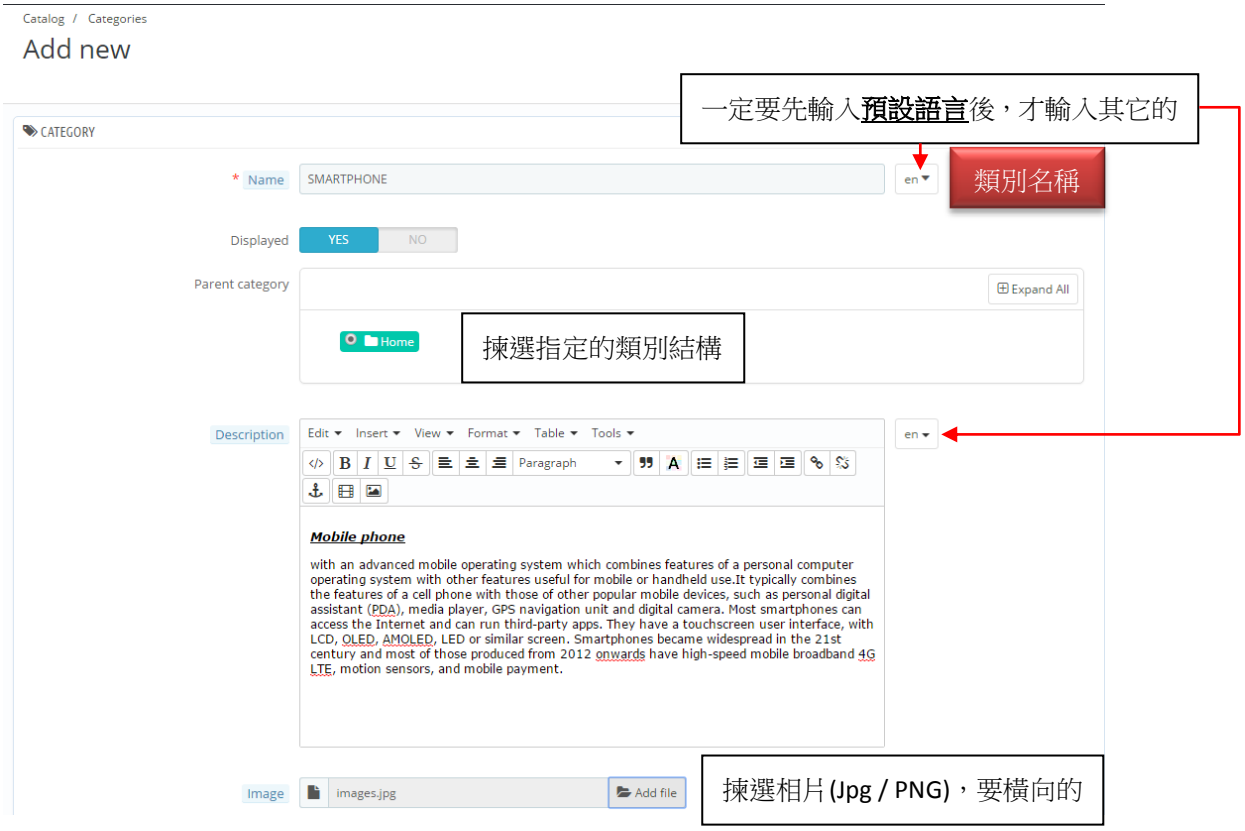

Meta title

Meta description

Meta keywords

Add tag

* Friendly URL smartphone

Meta options 可以不輸入視乎個人需要，網上的搜尋條款

一定要出現，一般是自動產生

Group access

ID	Group name
1	Visitor
2	Guest
3	Customer

CATEGORIES 2

ID	Name	Description	Position	Displayed	
3	Women	You will find here all woman fashion collections. This category includes all the basics of your wardrobe and much more: shoes, accessories, printed t-shirts, feminine dresses, women's jeans!	1	✓	View
12	SMARTPHONE	Mobile Phone with an advanced mobile operating system which combines features of a personal computer operating system with other features useful for mobile or handheld use. It typically combines the features of a cell phone with those of other popular mobile devices, such as personal digital assistant (PDA), media player, GPS navigation unit and digital camera. Most smartphones can access the Internet and can run third-party apps. They have a touchscreen user interface, with LCD, OLED, AMOLED, LED or similar screen. Smartphones became widespread in the 21st century and most of those produced from 2012 onwards have high-speed mobile broadband 4G LTE, motion sensors, and mobile payment.	2	✓	Edit

Newsletter Enter your e-mail

Categories
Women
SMARTPHONE

Information
Specials
New products
Best sellers

SMARTPHONE

INFORMATION
- Delivery
- Legal Notice
- Terms and conditions of use
- About us
- Secure payment
- Our stores

SMARTPHONE

There are no products in this category.

相片：870 * 217 Pixels 要有深色底色，因為敘述文字內設是白色

建立商品

BO➔Catalog➔Products

新增商品

PRODUCTS 7

ID	Image	Name	Reference	Category	Base price	Final price	Quantity	Status	
1		Faded Short Sleeves T-shirt	demo_1	T-shirts	16,51 $	16,51 $	1799	✓	Edit
2		Blouse	demo_2	Blouses	27,00 $	27,00 $	1799	✓	Edit
3		Printed Dress	demo_3	Casual Dresses	26,00 $	26,00 $	899	✓	Edit

篩選條件

商品操控

Preview

Duplicate

Delete

Information
Prices
SEO
Associations
Shipping
Combinations
Quantities
Images
Features
Customization
Attachments
Suppliers

必先輸入 Information 資料，才繼續餘下的

INFORMATION

Type: Standard product / Pack of existing products / Virtual product (services, booking, downloadable products, etc.)

* Name: LG G5 (en)

Reference code

內部編制

EAN-13 or JAN barcode

UPC barcode

Barcode System

Enabled: YES / NO

Visibility: Everywhere

Options: Available for order / Show price / Online only (not sold in your retail store)

Condition: New

商品新舊狀況

最小輸入的項目：
Information
Prices
Associations
Quantities
Images

Short description (en)

Edit Insert View Format Table Tools

is the latest Android smartphone developed by LG Electronics. It was announced on 21 February 2016 during Mobile World Congress as the successor to 2015's LG G4.

Description (en)

Edit Insert View Format Table Tools

The G5 is distinguished from its predecessors by its aluminum chassis and a focus on modularity; the lower housing which contains the battery can be slid from the bottom of the device, and replaced by alternative add-on modules that provide additional functions, such as a camera grip or a high-fidelity audio module.

Tags: Add tag (en)

Each tag has to be followed by a comma. The following characters are forbidden: !<;>;?=+#"°{}_$%.

SMARTPHONE > ANDROID > LG > LG G5

NEW

SALE!

LG G5

Short Description

Condition: New product

is the latest Android smartphone developed by LG Electronics. It was announced on 21 February 2016 during Mobile World Congress as the successor to 2015's LG G4.

10 Items

Tweet | Share | Google+ | Pinterest

Print

4 980,00 $ tax incl.

Quantity 1

Add to cart

View larger

Long Description

MORE INFO

The G5 is distinguished from its predecessors by its aluminum chassis and a focus on modularity; the lower housing which contains the battery can be slid from the bottom of the device, and replaced by alternative add-on modules that provide additional functions, such as a camera grip or a high-fidelity audio module.

Information
Prices
SEO
Associations
Shipping
Combinations
Quantities
Images
Features

PRODUCT PRICE

You must enter either the pre-tax retail price, or the retail price with tax. The input field will

Pre-tax wholesale price $ 0.00

Pre-tax retail price $ 4980

Tax rule No Tax

Retail price with tax $ 4980.00

Unit price (tax excl.) $ 0.000000 per

Display the "on sale" icon on the product page, and in

SMARTPHONE > ANDROID > LG > LG G5

NEW

SALE!

View larger

Information
Prices
SEO
Associations
Shipping
Combinations
Quantities
Images
Features
Customization
Attachments
Suppliers

ASSOCIATIONS

Associated categories

Collapse All

- Home
  - Women
    - Tops
      - T-shirts
      - Tops
      - Blouses
    - Dresses
      - Casual Dresses
      - Evening Dresses
      - Summer Dresses
  - SMARTPHONE
    - APPLE
    - ANDROID
      - LG

揀選了 Home ➔在 POPULAR 下會顯示出來 = Feature Product (推荐商品)

Create new category

Default category LG

Accessories

Manufacturer - Choose (optional) -

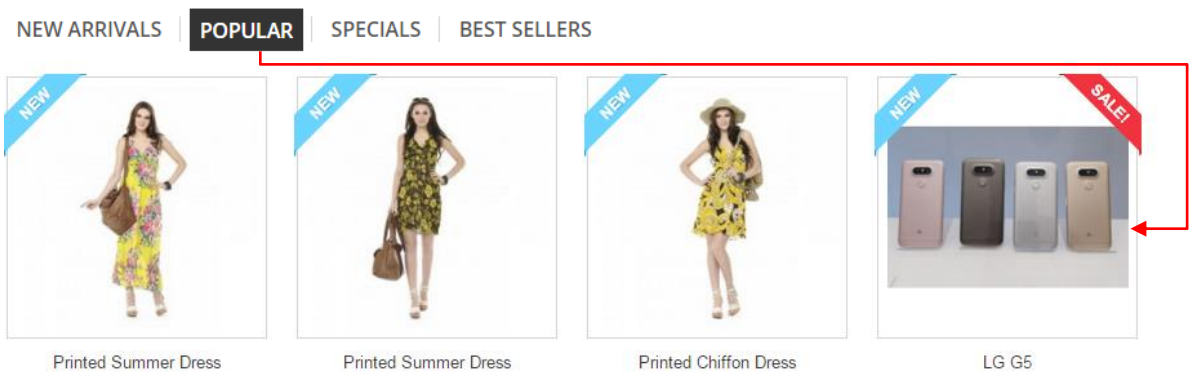

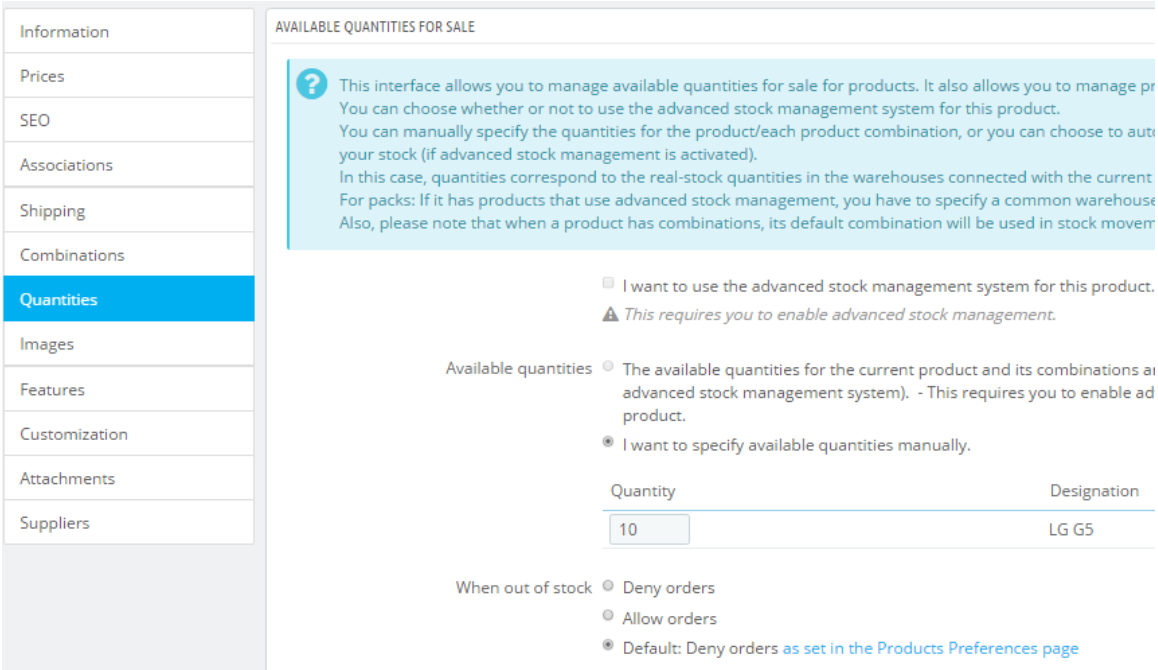

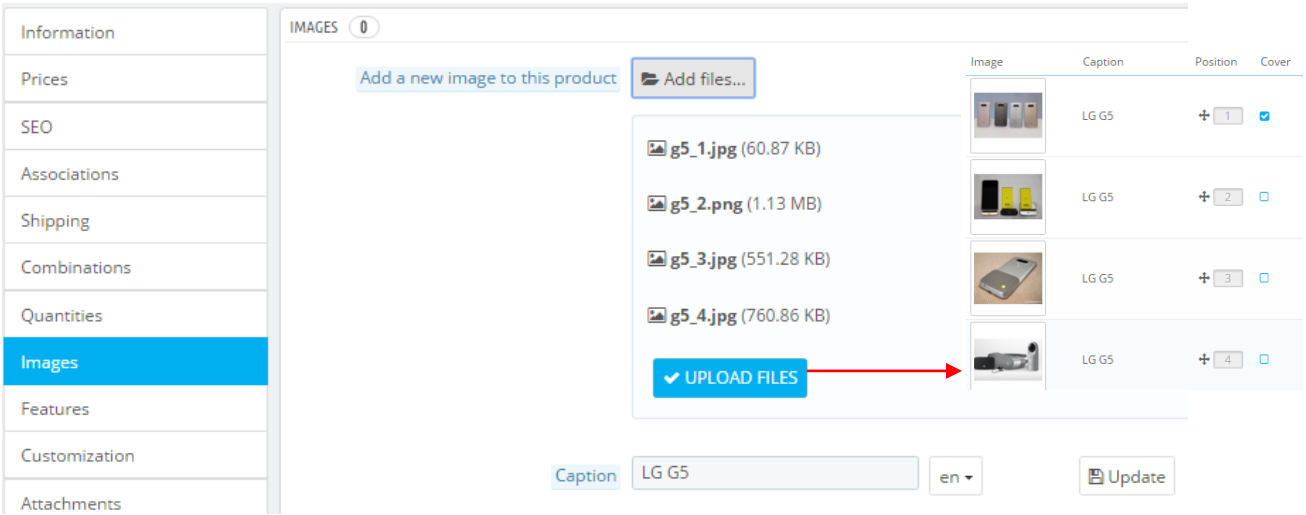

**** 當設定了多國語言，每次先輸入內設語言的資料後，要繼一輸入其他語言資料 ****

Information
Prices
SEO
Associations
Shipping
Combinations
Quantities
Images
Features
Customization
Attachments
Suppliers

INFORMATION

Type: Standard product / Pack of existing products / Virtual product (services, booking, downloadable products, etc.)

* Name: LG G5 (tw)

Reference code

EAN-13 or JAN barcode

UPC barcode

Enabled: YES / NO

Visibility: Everywhere

Options: Available for order / Show price / Online only (not sold in your retail store)

Condition: New

Short description (tw)

是由LG電子最新開發的Android智能手機。它是世界移動通信大會期間，2016年2月21日公佈的繼承者，2015年的LG G4。

Description (tw)

G5的是從它的前輩它的鋁製底盤，並專注於模塊化區分;下部殼體包含電池可從該裝置的底部上滑動，並通過提供附加功能，諸如相機把手或高保真音頻模塊替代附加模塊取代。

即時聯絡我們：0123-456-789 | 聯絡我們 | 正體中文 | 登入

YourLogo a new experience

搜尋

購物車（空）

WOMEN | DRESSES | T-SHIRTS

SMARTPHONE > ANDROID > LG > LG G5

新 | 特賣中！

查看大圖

LG G5

狀態：新商品

是由LG電子最新開發的Android智能手機。它是世界移動通信大會期間，2016年2月21日公佈的繼承者，2015年的LG G4。

10 項目：

Tweet | 分享 | Google+ | Pinterest

列印

4 980,00 $ 含稅

數量 1

加入購物車

VISA MasterCard

更多資訊

G5的是從它的前輩它的鋁製底盤，並專注於模塊化區分;下部殼體包含電池可從該裝置的底部上滑動，並通過提供附加功能，諸如相機把手或高保真音頻模塊替代附加模塊取代。

模組 (Modules)

BO➔Modules and Services ➔ Modules and Services

BO ➔Modules & Services ➔ Modules & Services ➔Categories block

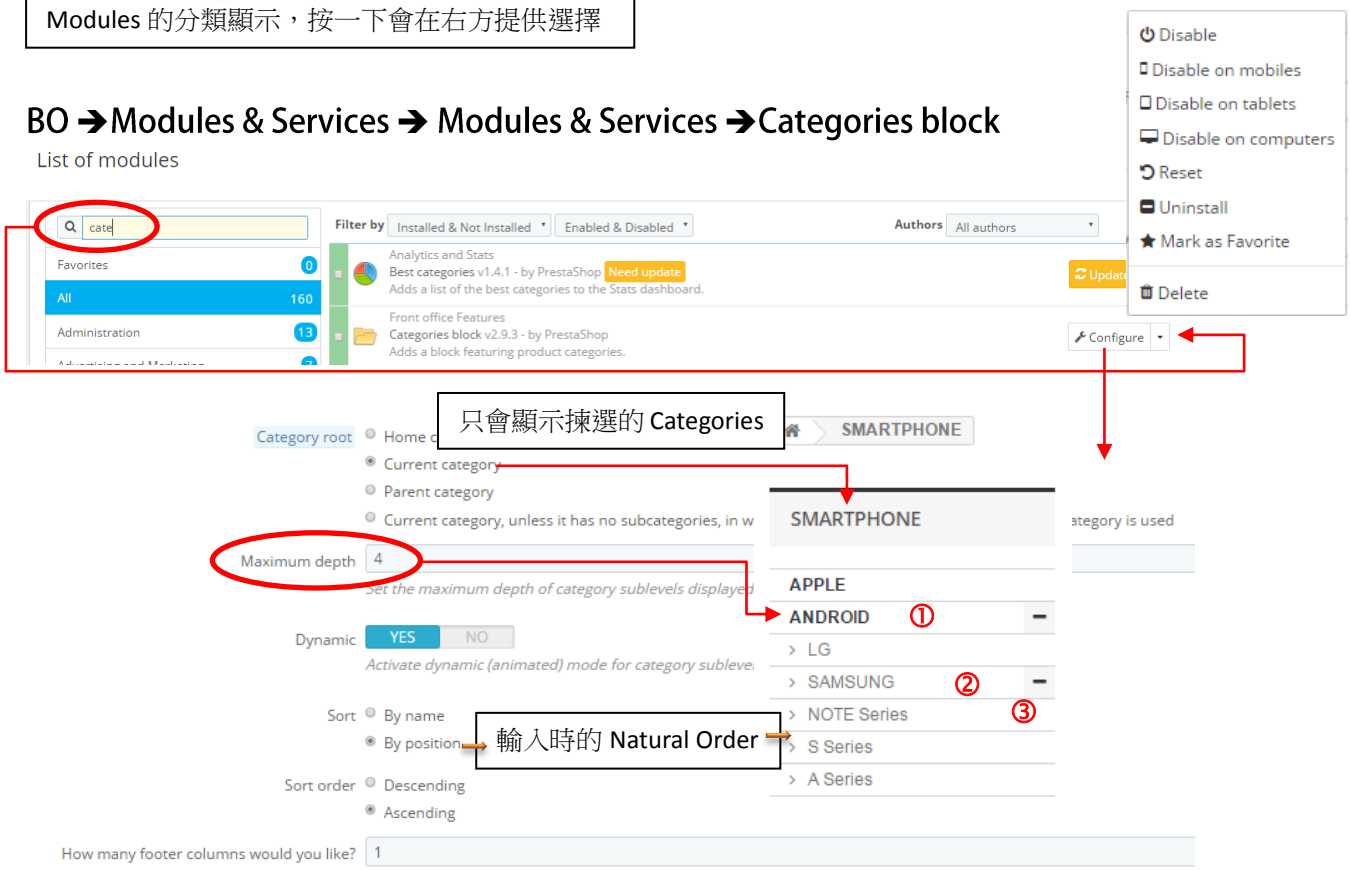

聯絡我們的方式

BO ➔ Modules & Services ➔ Modules & Services ➔ Front Office：

Contact Block

Contact Information Block

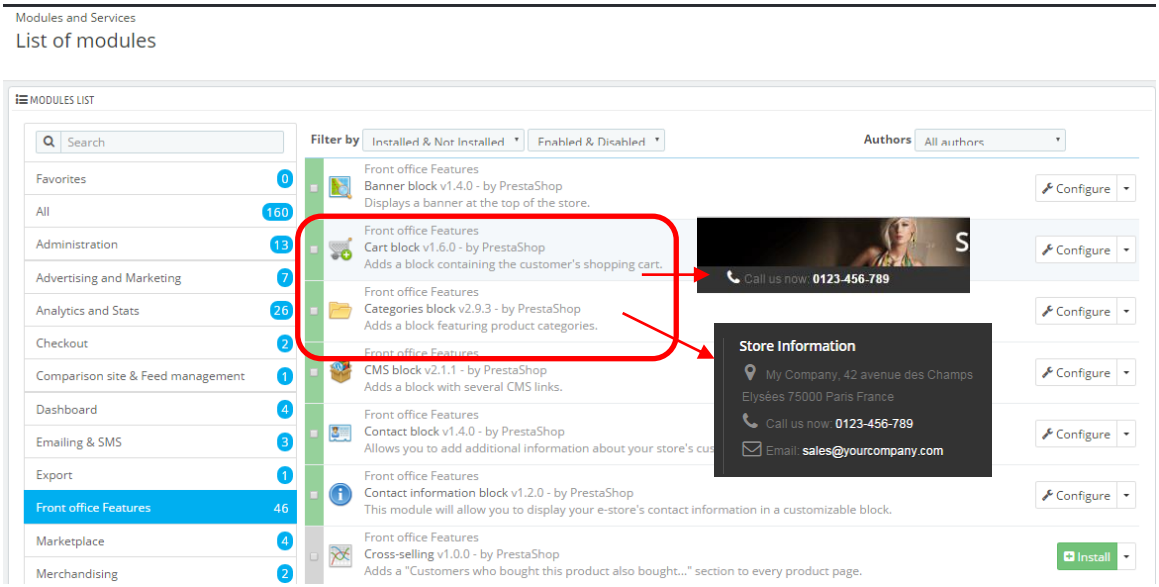

Contact us

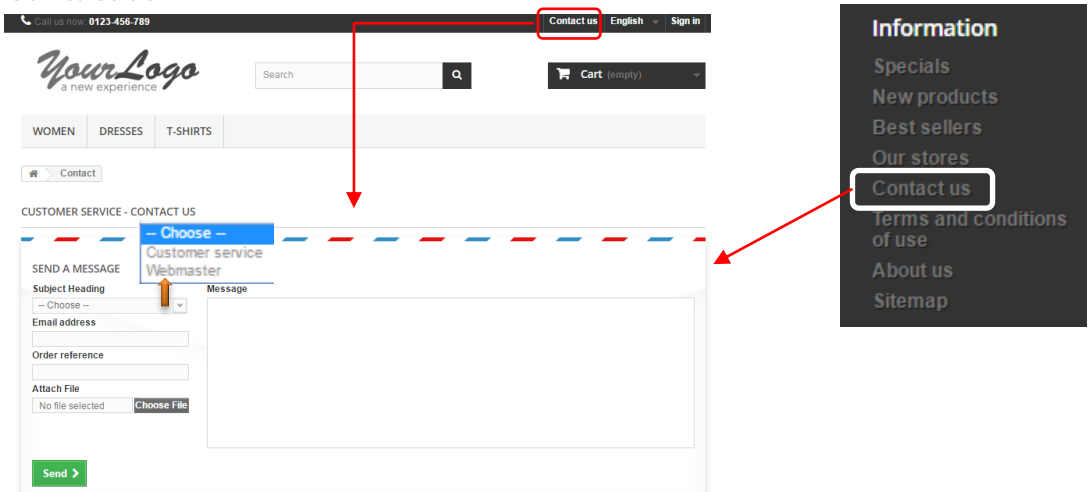

我們可以定義多個聯絡人資料，系統預設可電郵店主或技術支援。

要編修:BO➔Customers➔Contacts

增加聯絡人

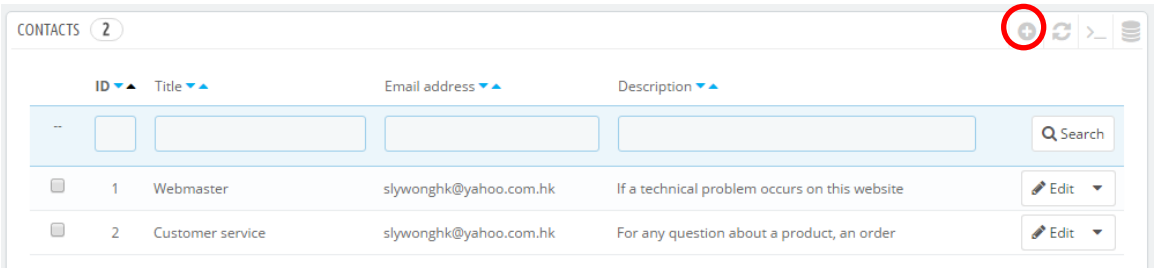

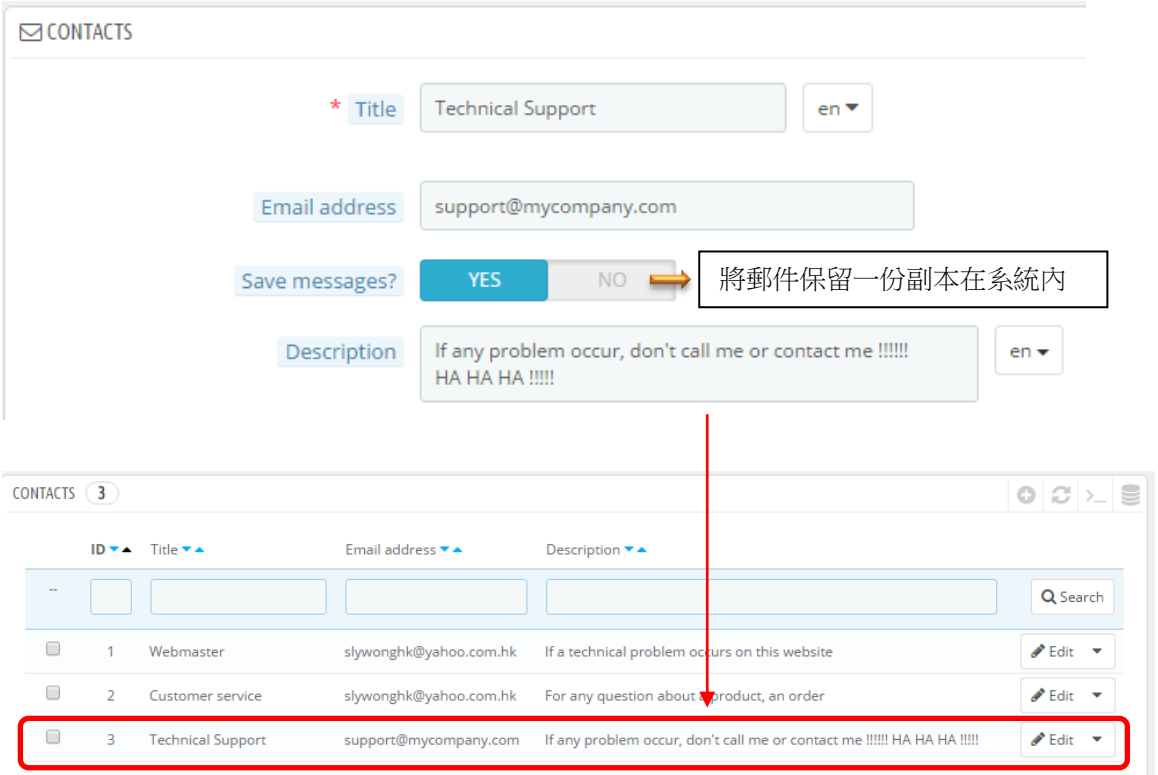
CONTACTS
* Title
Technical Support
en
Email address
support@mycompany.com
Save messages?
YES
NO
將郵件保留一份副本在系統內
Description
If any problem occur, don't call me or contact me !!!!!! HA HA HA !!!!!
en
CONTACTS 3
ID
Title
Email address
Description
Search
1 Webmaster slywonghk@yahoo.com.hk If a technical problem occurs on this website Edit
2 Customer service slywonghk@yahoo.com.hk For any question about a product, an order Edit
3 Technical Support support@mycompany.com If any problem occur, don't call me or contact me !!!!!! HA HA HA !!!!! Edit

回應系統

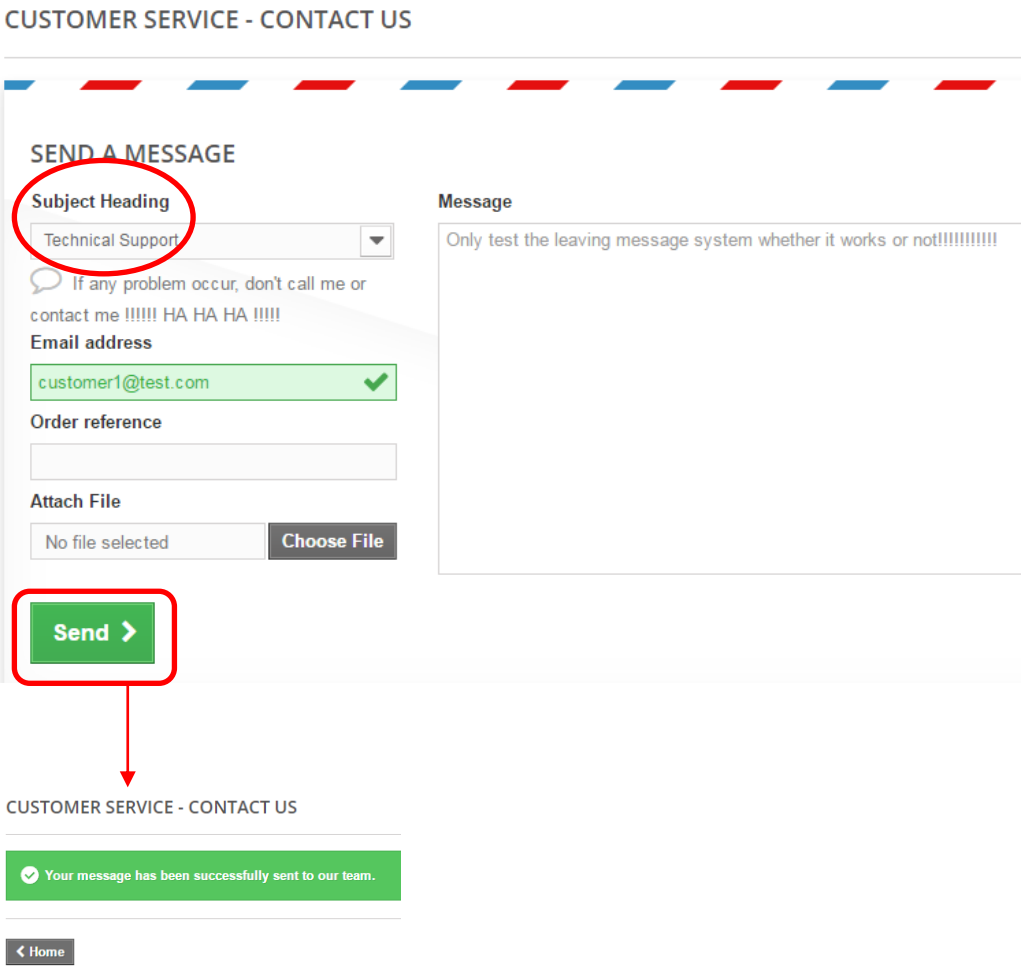
CUSTOMER SERVICE - CONTACT US
SEND A MESSAGE
Subject Heading
Technical Support
If any problem occur, don't call me or contact me !!!!!! HA HA HA !!!!!
Email address
customer1@test.com
Order reference
Attach File
No file selected
Choose File
Message
Only test the leaving message system whether it works or not!!!!!!!!!!!
Send
CUSTOMER SERVICE - CONTACT US
Your message has been successfully sent to our team.
Home

BO ➔ Customer ➔ Customer Service

Customers / Customer Service

Customer Service

Recommended Modules and Services Help

Advice Increasing customer loyalty by 5% can boost your profits by up to 55%: Boost your customer loyalty with engaging emailing campaigns READ

WEBMASTER

If a technical problem occurs on this website

No new messages

CUSTOMER SERVICE

For any question about a product, an order

No new messages

TECHNICAL SUPPORT

If any problem occur, don't call me or contact me !!!!!! HA HA HA !!!!!

1 New message

MEANING OF STATUS

- Open
- Closed
- Pending 1
- Pending 2

STATISTICS

Total threads 1
Threads pending 0
Total number of customer messages 1
Total number of employee messages 0
Unread threads 1
Closed threads 0

CUSTOMER SERVICE 1

ID	Customer	Email	Type	Language	Status	Employee	Messages	Last message	
1	--	customer1@test.com	Technical Support	English (English)	●	--	Only test the leaving message system...	05/06/2016 00:18:40	View

Customers / Customer Service

View

Recommended Modules and Services Hel

Advice Increasing customer loyalty by 5% can boost your profits by up to 55%: Boost your customer loyalty with engaging emailing campaigns READ

THREAD: #1

Reply to the next unanswered message in this thread

轉換留言的狀況

Mark as "handled" Mark as "pending 1" (will be answered later) Mark as "pending 2" (will be answered later)

Forward this discussion to another employee

轉介留言到不是預先建立的其他人士

customer1@test.com

To Technical Support

- 05/06/2016 - 00:18

Only test the leaving message system whether it works or not!!!!!!!!!!

YOUR ANSWER TO CUSTOMER1@TEST.COM

Dear Customer,

Regards,
Customer service

CUSTOMER SERVICE 1

ID	Customer	Email	Type	Language	Status
1	--	customer1@test.com	Technical Support	English (English)	●

Send

首頁廣告位

BO ➔ Modules & Services ➔ Front Office → Images Slider for your Homepage

SETTINGS

Maximum image width 779 pixels

Speed 500 milliseconds

The duration of the transition between two slides.

Pause 3000 milliseconds

The delay between two slides.

Auto play YES NO

Save

1秒 = 1000milliseconds

SLIDES LIST

加插相片

#1 - Sample 1 Enabled Edit Delete

#2 - Sample 2 Enabled Edit Delete

#3 - Sample 3 Enabled Edit Delete

SLIDE INFORMATION

* Select a file Penguins.jpg Choose a file en

Maximum image size: 128M.

* Slide title Lovely Penguins en

* Target URL http://slywonghk.mynetgear.com en

* Caption Penguins en

Description Edit Insert View Format Table Tools

Describe how the description work like.

Enabled YES NO

Describe how the description work like.

Penguins

NEW ARRIVALS POPULAR BEST SELLERS SPECIALS

網店地圖

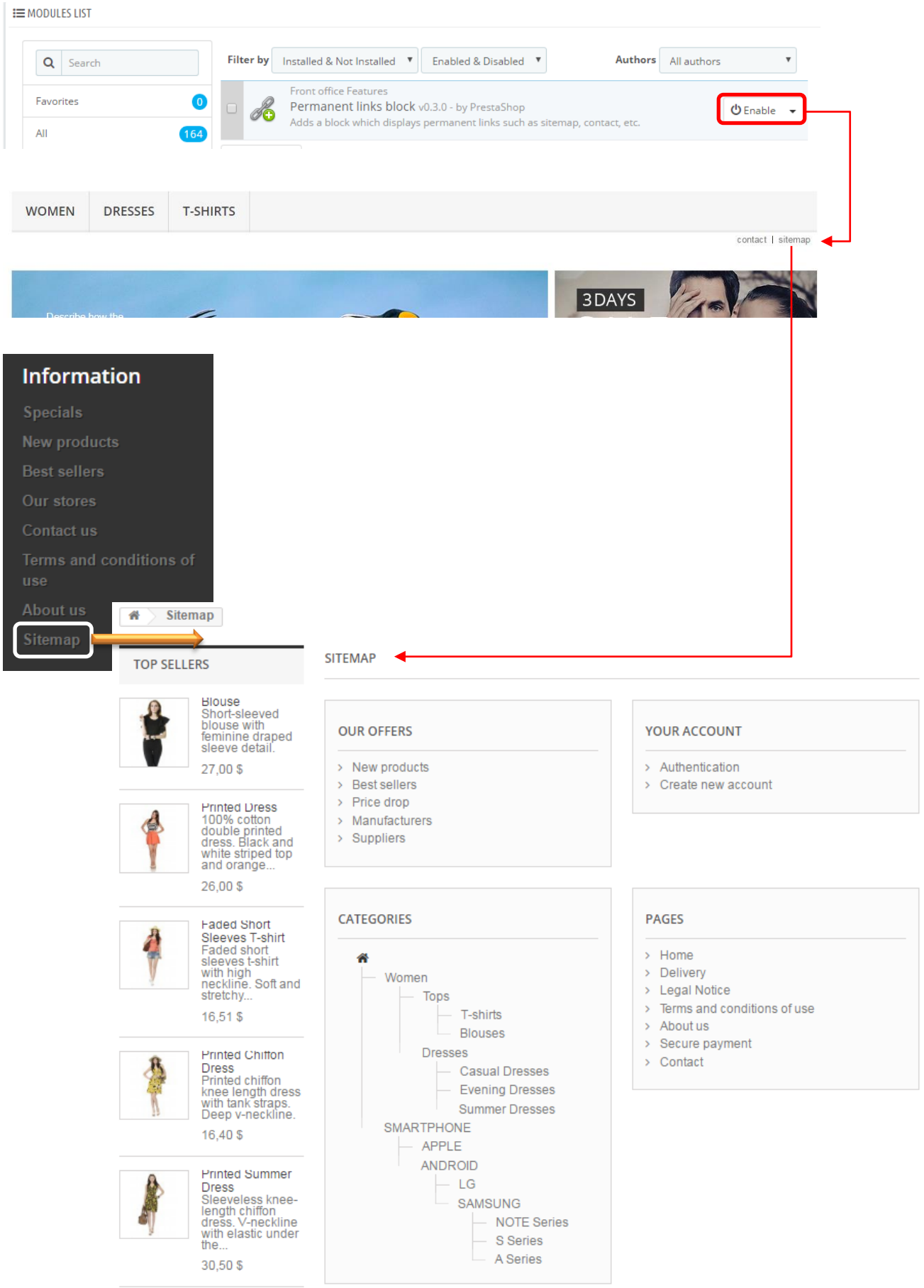
MODULES LIST
Search
Filter by
Installed & Not Installed
Enabled & Disabled
Authors
All authors
Favorites
0
All
164
Front office Features
Permanent links block v0.3.0 - by PrestaShop
Adds a block which displays permanent links such as sitemap, contact, etc.
Enable
WOMEN
DRESSES
T-SHIRTS
contact | sitemap
3DAYS
Information
Specials
New products
Best sellers
Our stores
Contact us
Terms and conditions of use
About us
Sitemap
Sitemap
TOP SELLERS
Blouse
Short-sleeved blouse with feminine draped sleeve detail.
27,00 $
Printed Dress
100% cotton double printed dress. Black and white striped top and orange...
26,00 $
Faded Short Sleeves T-shirt
Faded short sleeves t-shirt with high neckline. Soft and stretchy...
16,51 $
Printed Chiffon Dress
Printed chiffon knee length dress with tank straps. Deep v-neckline.
16,40 $
Printed Summer Dress
Sleeveless knee-length chiffon dress. V-neckline with elastic under the...
30,50 $
SITEMAP
OUR OFFERS
New products
Best sellers
Price drop
Manufacturers
Suppliers
YOUR ACCOUNT
Authentication
Create new account
CATEGORIES
Women
Tops
T-shirts
Blouses
Dresses
Casual Dresses
Evening Dresses
Summer Dresses
SMARTPHONE
APPLE
ANDROID
LG
SAMSUNG
NOTE Series
S Series
A Series
PAGES
Home
Delivery
Legal Notice
Terms and conditions of use
About us
Secure payment
Contact

什麼是 PayPal

PayPal 是大型網上拍賣站 eBay 的子公司，提供線上信用卡付款、收款及交易等服務。現在他們更是全球最大的信用卡付款公司，是一家國際性的網路銀行。利用它您可於全球 19 國家以 17 種貨幣進行交易。他們可以接納客戶使用信用卡、銀行戶口或帳戶結餘付款外，還可以整合客戶的網上商店，更重要是他們不徵收月費、設定費，卻只按用量收費。他們將會從收款人收到的金額中抽取約 2.9%-3.4%的服務費，所以只是用來付款的人是不用付什麼特別費用，只付應付的賬項就好。而收款者只要抱著一種『用銀行的刷卡機也要付租金和每個賬項收取 3 %的手續費』的心情來用就好。只要成為他們的會員，住在任何地方的您，都可以解決跨國交易最煩惱的現金流問題。

開戶登錄後，便可以把戶口的錢轉給同樣有 PAYPAL 帳戶的會員。Email 就是你的 PAYPAL 網路銀行帳戶帳號，只要知道對方的 Email 就可以轉過去了，金錢來往就是輸入對方的 Email，很方便吧！留意 PayPal 帳戶裏面的錢是沒有利息的！

PayPal 手續費

個人帳號(Personal Account)：付款和收款都免收手續費，但是不能接收來自信用卡的付款。

特選帳號(Premier Account)：付款免收手續費，收款要收取手續費（3.4% + $2.35 HKD），能夠接受各種形式的付款。如果我們只是用來網上購物的話，最好還是選擇個人帳號，因為個人帳號付款和收款都是免費的。如果我們只作為網上商店收款用途，請選擇特選或商業帳號。

申請 PayPal 帳戶

需要經過 4 個程序：登錄基本資料、Email 認證、信用卡認證、銀行帳戶認證

1. 進入 PayPal 官方網站，網址為 http://www.paypal.com。
2. 按一下右上角的「註冊」連結。
3. 請在選擇您的所在國家：香港。
4. 建立個人帳戶選擇「個人」、小型商店則可以選擇「特選」；若要使用公司名義來建立帳戶則選擇「商業」。
5. 然後請按一下「立即開始」，繼續下一步。
6. 輸入申請帳戶資料：

   注意：

   A. 填寫有效的電子郵件位址，這會是 PayPal 帳號 ID 喔！
   B. 密碼則至少是 8 個以上的字元。
   C. 請注意，姓名必須與您銀行/信用卡帳單上的相符。
   D. 出生日期是香港法例的要求
   E. 地址必須與您銀行/信用卡帳單上的相符。
   F. 輸入聯絡電話號碼方便 PayPal 聯絡您

7. 確認資料輸入無誤後，請按一下「同意並建立帳戶」繼續下一步。
8. 填完個人資料後，不論你有沒有登記信用卡或銀行資料，PayPal 都會馬上寄一封確認信到你的電子郵件信箱，你必須依照信中的指示，確認你的電子郵件信箱，才能成註冊程式喔！

信用卡認證程式

1. 所有的 PayPal 帳戶起初皆是「未認證」，並且都有付款或提款限額。你仍可在達到付款或提款的限額之前使用 PayPal 帳戶
2. 登入 PayPal 網站，網址為 http://www.paypal.com。點選「我的帳戶」「個人檔案」「新增信用卡」
3. 輸入信用卡資料。在這裡您必須要輸入一張有效信用卡的資料，持卡人姓氏系統將會以之前填寫的會員資料為準，所以別亂填資料。確認資料輸入無誤後，請按一下「繼續」下一步。
4. 完成新增程式後，按信用卡旁「確認信用卡」
5. 信用卡認證是 PayPal 為了防止有人以盜用的信用卡資料來申請帳戶，所採取的安全措施。因此，在你登記完信用卡之後，PayPal 需確認您是信用卡的主人，才能開始線上刷卡付款和收款。
6. 按「繼續」授權同意 PayPal 向您的信用卡公司收取 15 港元的費用。（完成認證 24 小時後，這筆費用會自動退還到你的 Paypal 帳戶中）
7. 授權之後，你就可以耐心等候信用卡帳單，取得認證號碼。如果你有使用網路銀行，上網查詢你的帳單也可。此筆帳款的帳單何時收到？這要視這筆帳款這筆帳款的入帳與你信用卡的結帳日！在您所收到的這筆費用的信用卡帳單中，在消費明細欄裡您會看到 PayPal xxxx 這樣的標題，其中的 4 個數字就是用來做認證的號碼。
8. 拿到這組號碼後，再回到你的 PayPal 帳戶，輸入認證號碼完成確認程式。
9. 注意你的英文姓名和信用卡上的英文名字不符或是其他安全顧慮時，就有可能被凍結帳號。而且將來更換信用卡時也要注意這個問題。一但凍結，你就得傳真一堆文件檔到 PAYPAL 去通過確認審核！

銀行認證

1. 你務必把銀行帳戶加入到你的 PayPal 帳戶及認證後才能轉帳至銀行戶口
2. 登入 PayPal 網站，網址為 http://www.paypal.com。點選「我的帳戶」「個人檔案」「新增香港的銀行戶」
3. 輸入銀行資料,
4. 要查閱您銀行的編號及其他資訊可參考「香港銀行同業結算有限公司」http://www.hkicl.com.hk 內我們的服務、銀行編號及分行編號一覽表。
5. 以下例子可作參考：如果你的戶口號碼為 ABC-D-EFGHJK，您在各空格內對應的資料

銀行名稱:	THE HONGKONG AND SHANGHAI BANKING CORPORATION LTD
銀行代碼:	004
分行代碼:	ABC
帳戶號碼.:	DEFGHJK

6. 為開始認證流程，PayPal 會發出 2 筆小額存款至你的銀行帳戶
7. 在 2-5 天後，透過你的銀行帳戶，查看 PayPal 發出的 2 筆款項。Paypal 亦會發電郵提醒您。
8. 收到兩筆小額存款，登入 PayPal 帳戶，選「確認銀行帳戶」並輸入金額。

PayPal 儲值(由銀行轉帳到 Paypal 戶口)

1. 登入 PayPal 網站，點選「我的帳戶」「儲值」。
2. 香港銀行要 3 至 6 個工作天才可轉到錢，以港幣為單位
3. 你的銀行可能會收取本地跨行轉帳費用，但 PayPal 並不收取任何費用
4. PayPal 戶口為 Bank of America, National Association 香港鰂魚涌分行

PayPal 提現(提款至我的銀行)

1. 登入 PayPal 網站，點選「我的帳戶」「提款」。
2. 香港銀行要 3 至 6 個工作天才可收到錢。港幣 1000 元或以上免收手續費。

網店收款方式

系統預設有多個收款方式: COD, 支票過數, 銀行入數及 Paypal

BO ➔ Modules and Services ➔ Payments and Gateways ➔ Cash on delivery
BO ➔ Modules and Services ➔ Payments and Gateways ➔ Bank wire

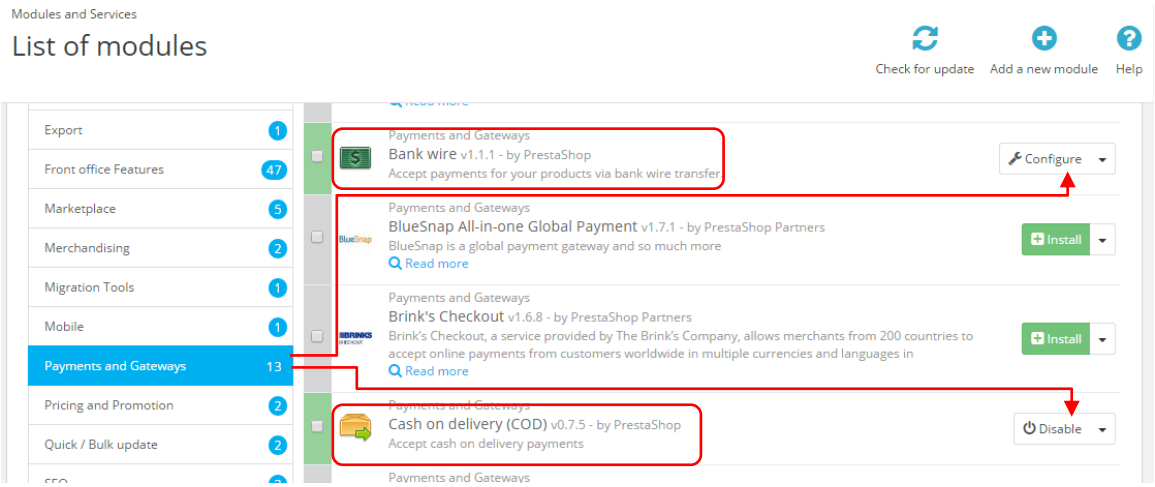

CONTACT DETAILS

* Account owner: Somebody

* Details: 001-1-123456

Such as bank branch, IBAN number, BIC, etc.

* Bank address: Horse Shoe Lane, Ngau Tau Kwok , Kung Tong

BO ➔ Modules and Services ➔ Payments and Gateways ➔ Payment by check

Payments and Gateways
Payment by check v2.7.1 - by PrestaShop
This module allows you to accept payments by check.
Configure

CONTACT DETAILS

* Pay to the order of (name)
Somebody company

* Address
Horse Shoe Lane, Ngau Tau Kwok, Kwung Tong.

Address where the check should be sent to.

Paypal

Modules and Services
List of modules
Check for update | Add a new module | Help

ADD A NEW MODULE

The module must either be a Zip file (.zip) or a tarball file (.tar, .tar.gz, .tgz).

v3.8.2-PayPal Europe - Official.zip | Choose a file | Module file

Upload this module

Payments and Gateways
PayPal v3.8.2 - by PrestaShop
Accepts payments by credit cards (CB, Visa, MasterCard, Amex, Aurore, Cofinoga, 4 stars) with PayPal.
Install

BO ➔ Modules and Services ➔ Payments and Gateways ➔ Paypal v3.8.2

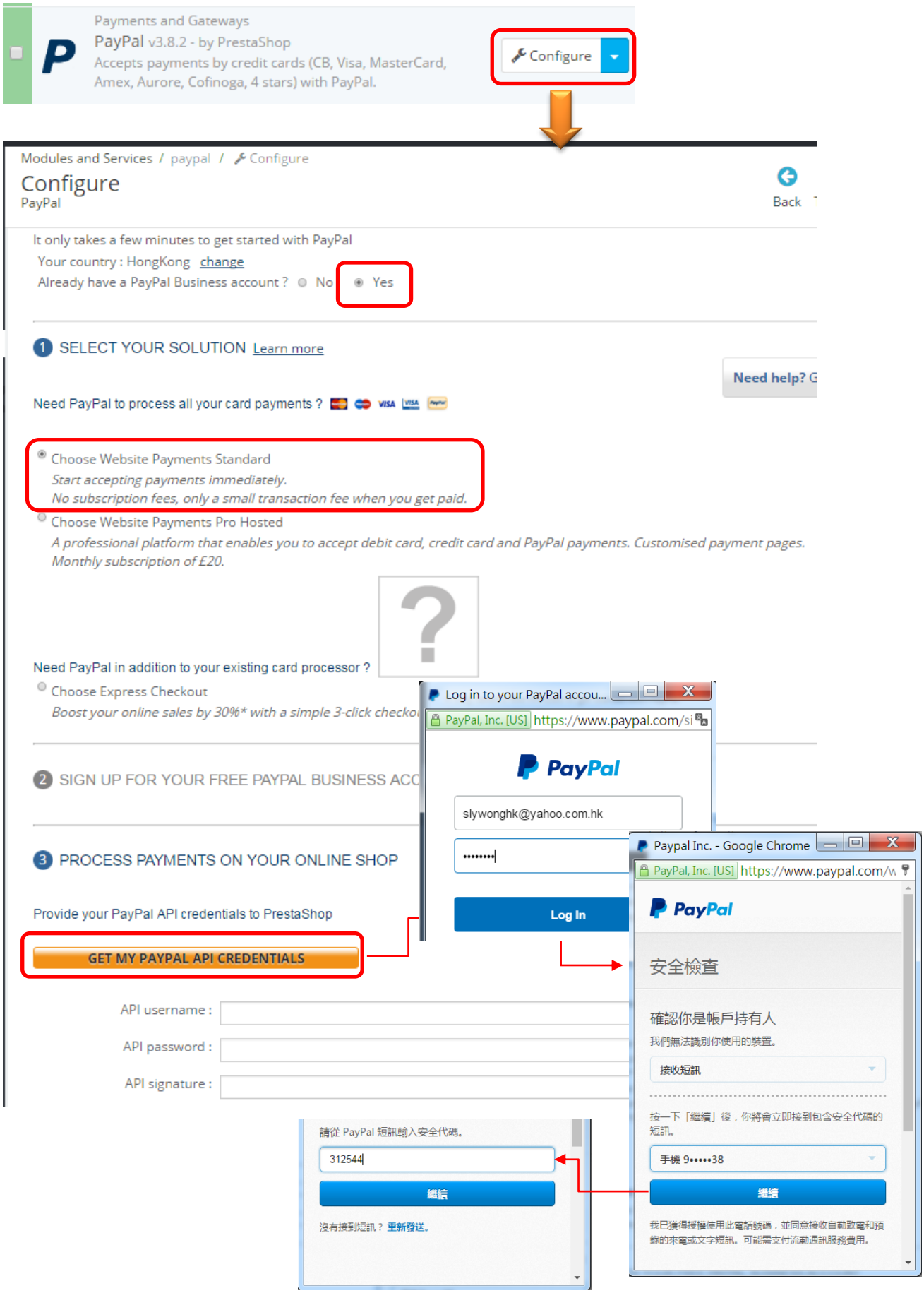

送貨方式

系統預設兩種送貨方式:自行提取及經運輸公司。以送貨區域(zone)，再按重量範圍，計算運費。

BO ➔ Localization ➔ Zones

系統預設八大區域：歐洲、北美、亞洲、非洲、大洋洲、南美、歐盟及中美。
我們要設定送貨的區域：香港島 HK Island)、離島(Island)、新界(NT)及九龍(Kowloon)

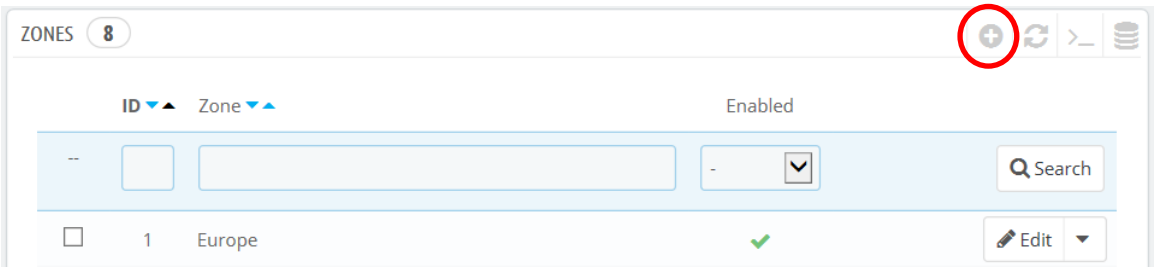

ZONES

* Name: HK Island
Active: YES / NO

ZONES

* Name: NT
Active: YES / NO

ZONES

* Name: Kowloon
Active: YES / NO

ZONES

* Name: Island
Active: YES / NO

BO ➔ Localization ➔ Countries

Countries

Add new country | Recommended Modules and Services | Help

					America/Antilla		
☐	106	Heard Island and McDonald Islands	HM	-	Oceania	✗	Edit
☐	108	Honduras	HN	+504	Central America/Antilla	✗	Edit
☐	22	HongKong	HK	+852	Asia	✓	Edit

要改動以下的設定便足夠：

Zone: HK Island 任何一個自己設定的 Zone

Contains states: YES / NO

BO ➔ Localization ➔ States

STATES

* Name: HK Island
* ISO code: HK
* Country: HongKong
* Zone: HK Island
* Status: YES / NO

STATES

* Name: NT
* ISO code: NT
* Country: HongKong
* Zone: NT
* Status: YES / NO

STATES

* Name: Kowloon
* ISO code: KLN
* Country: HongKong
* Zone: Kowloon
* Status: YES / NO

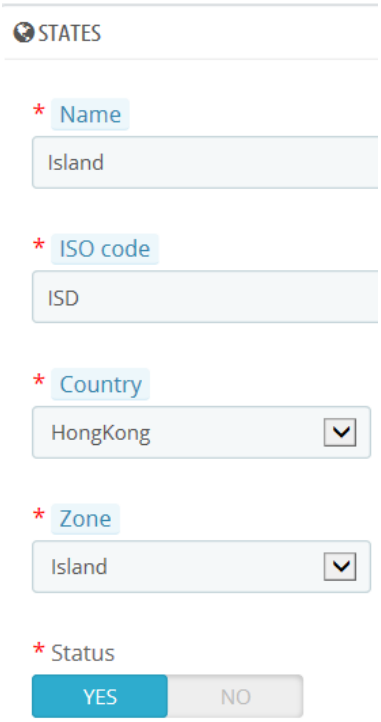

四個 States 要呼應
四個 Zone 一樣

運輸公司(Carriers)及輸費

定義好區域(zone)之後，便要指明運輸公司可於那一區域提供送貨服務。

BO ➔ Shipping ➔ Carriers

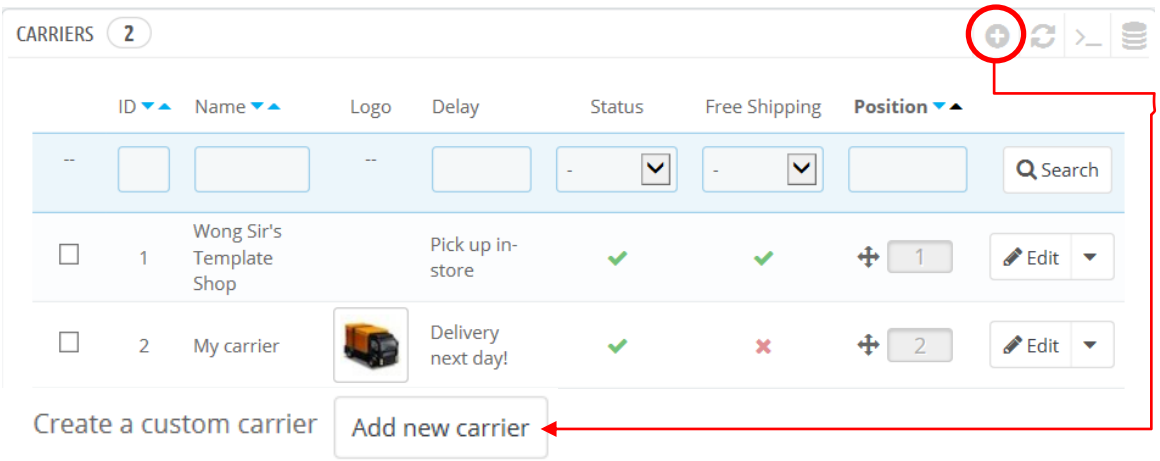

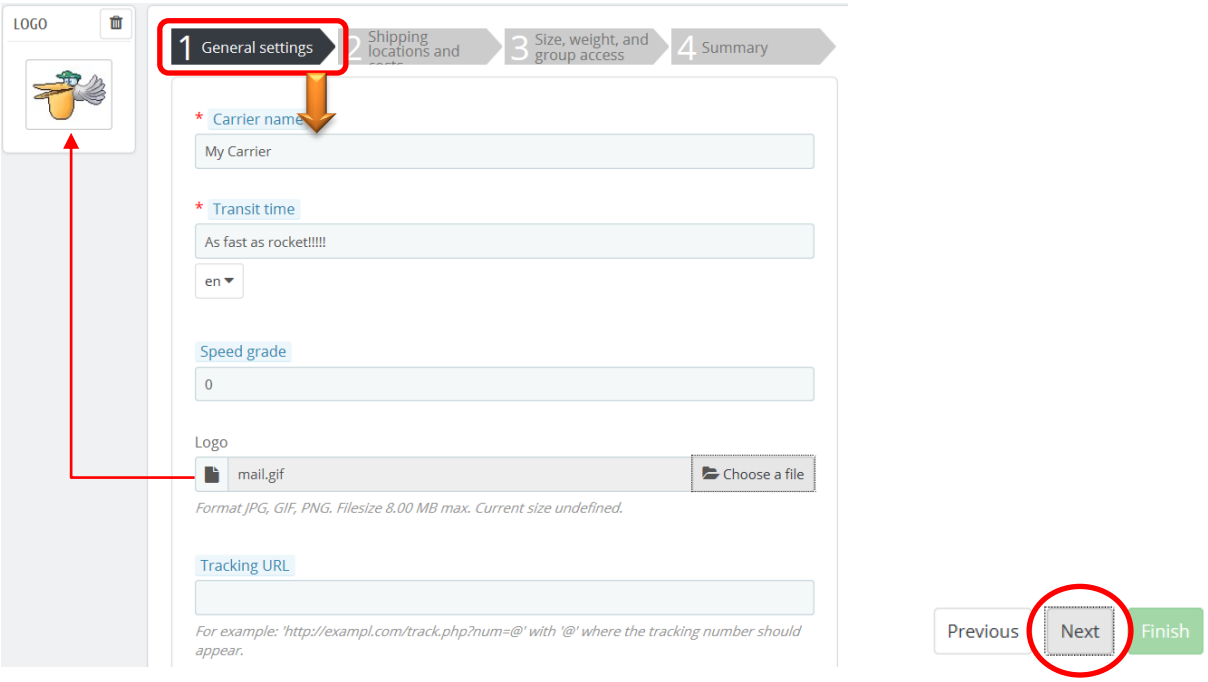

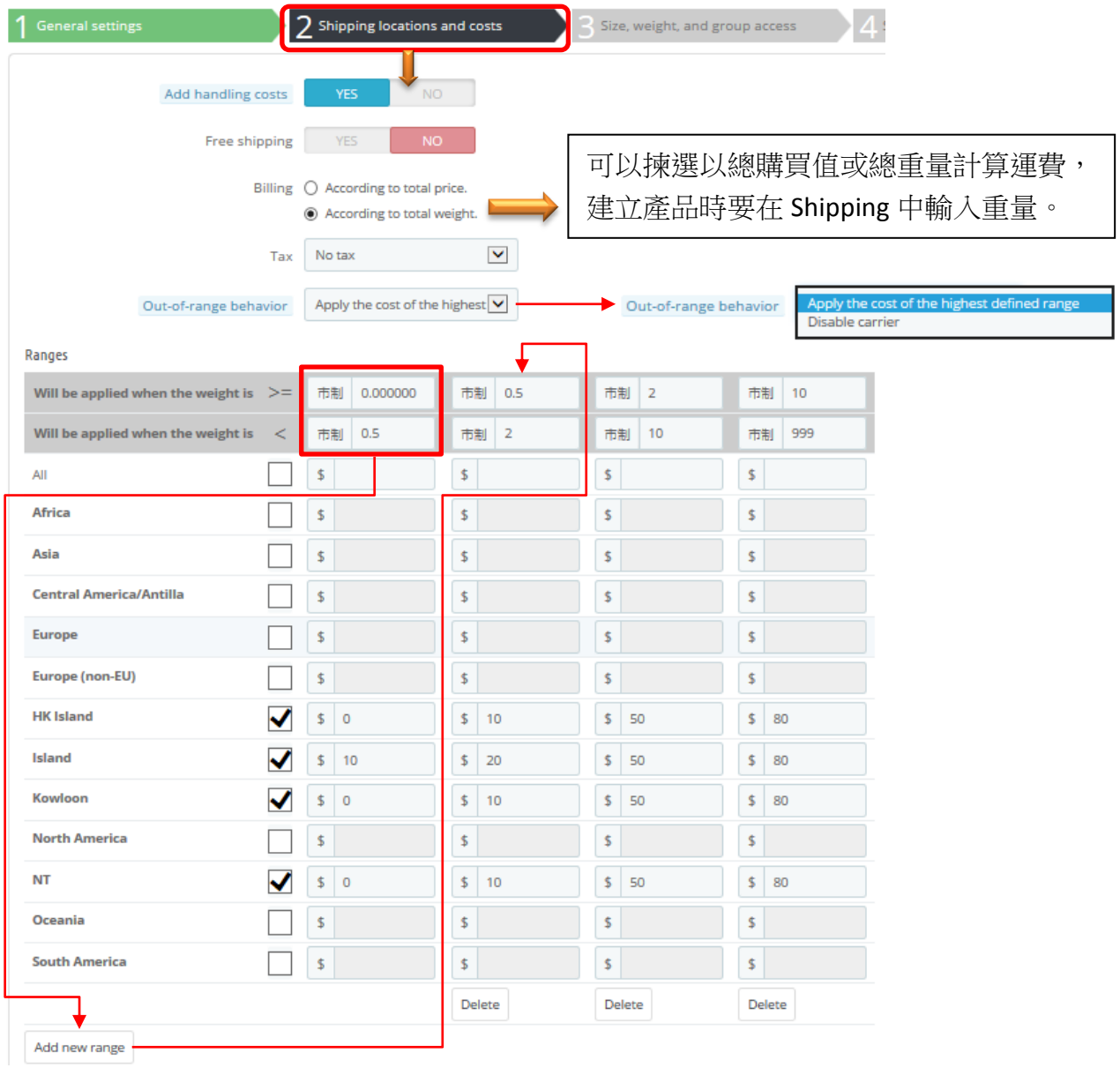

可以揀選以總購買值或總重量計算運費，建立產品時要在 Shipping 中輸入重量。

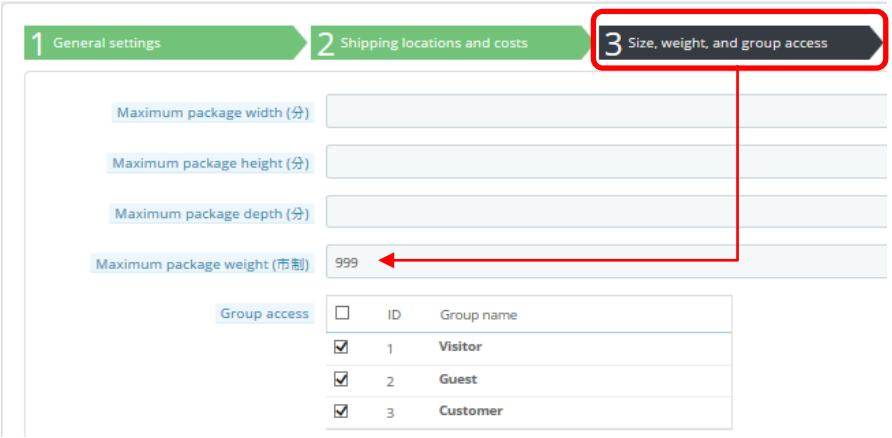

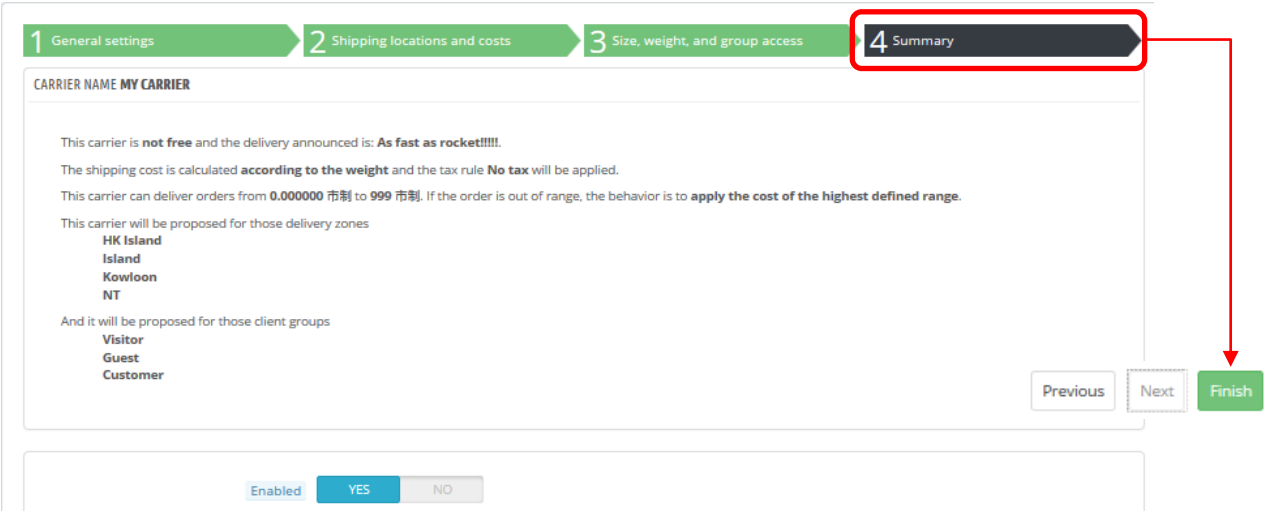

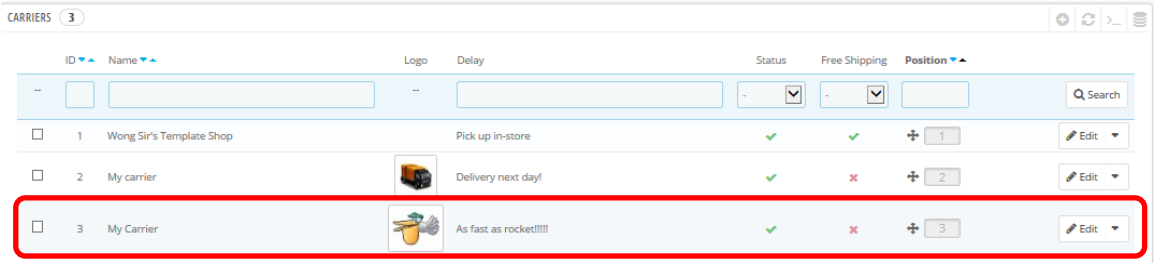

前台下單

定義好所有後台資料，客戶便可以在前台購物下單。

系統預設不接受 Guest checkout (BO ➔ Preference ➔ Order → **啟動**)，即是不用登記成為會員都可以購物。

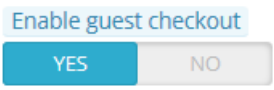

共有五個步驟：購物車總結、填寫個人資料、送貨地址、選擇運輸方式、付款。

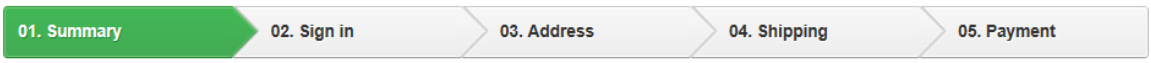

檢視訂單

BO ➔ Orders ➔ Orders

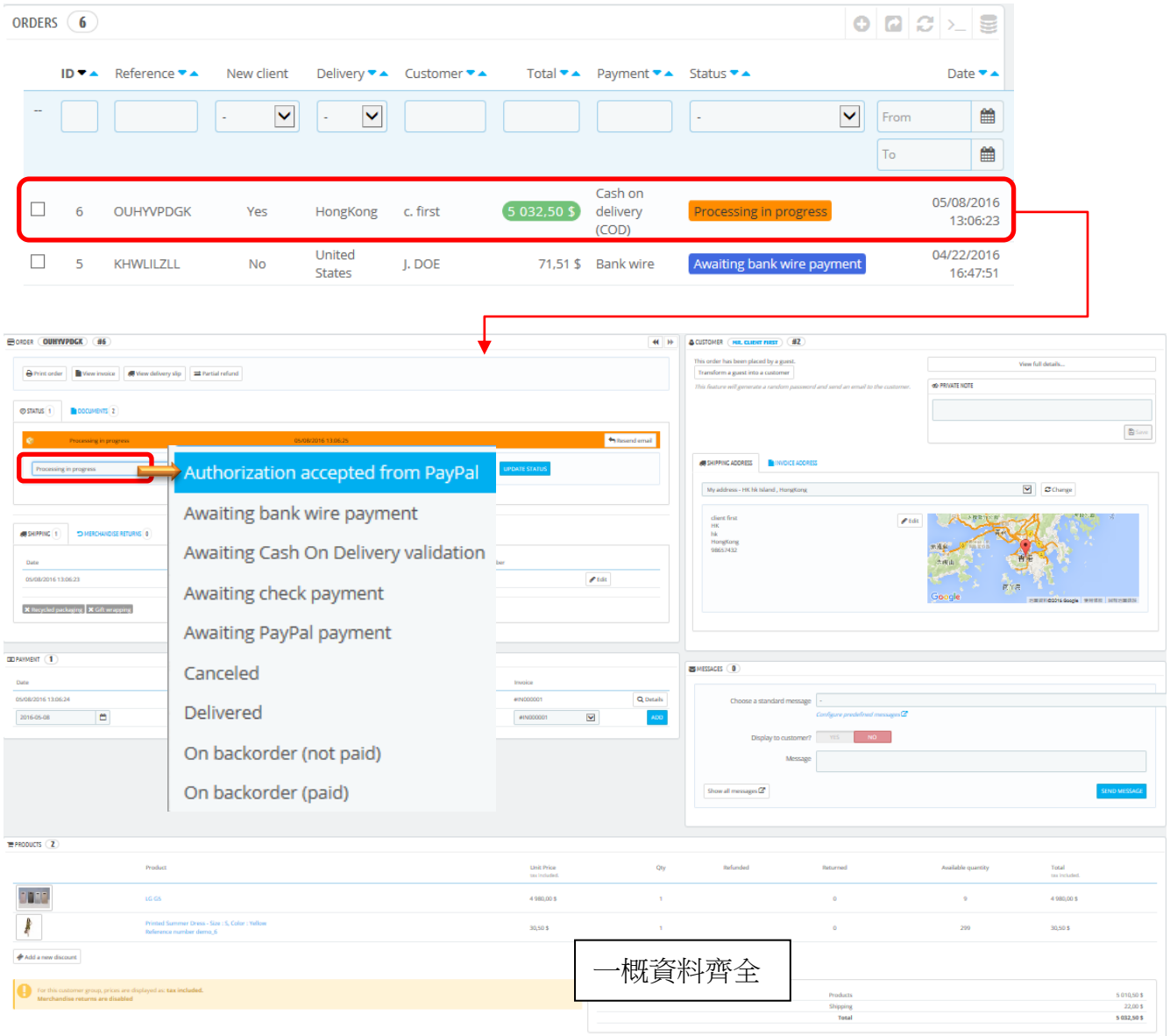

收到新訂單後電郵店主

BO➔ Modules and services ➔ Administration ➔ Mail alerts

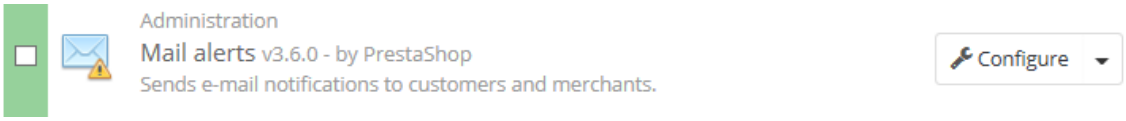

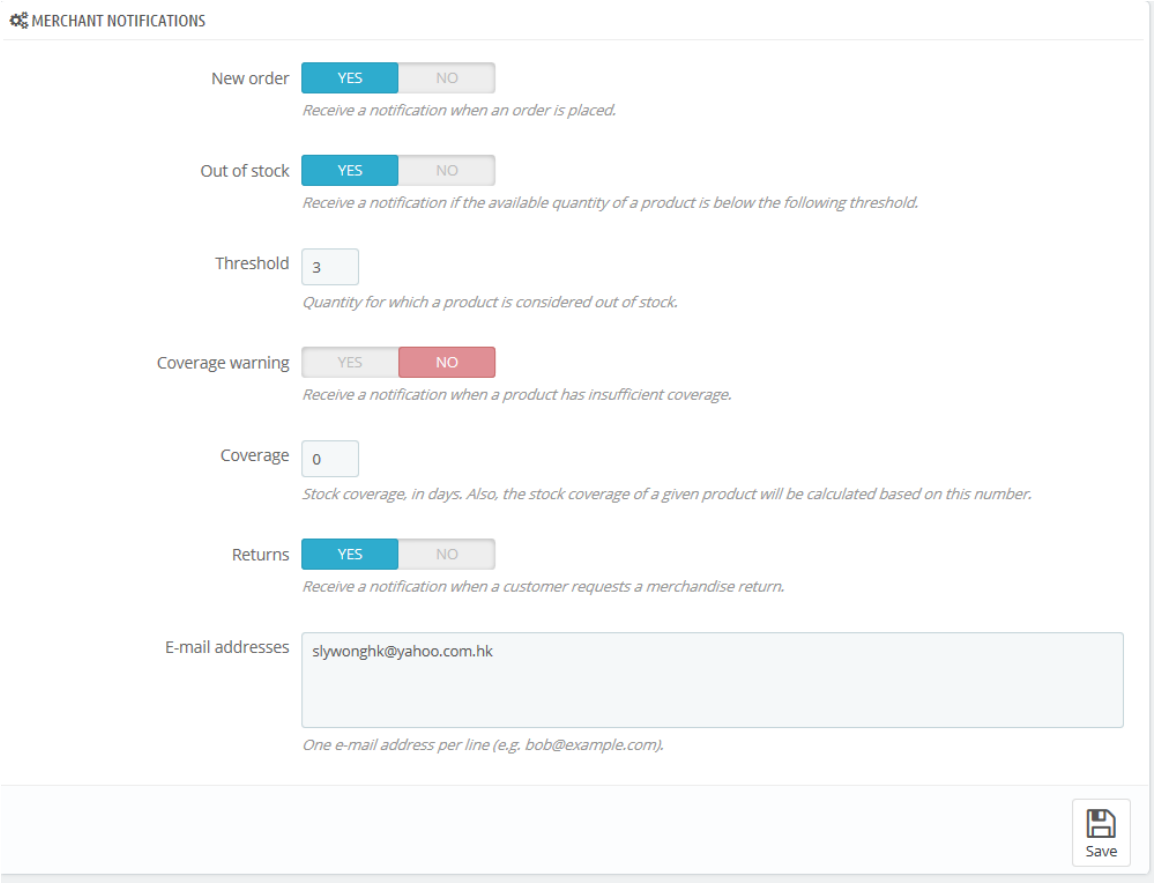

如何上線經營

- 申請域名及寄存服務
- 域名可以是.com.hk 或.hk 或其他國家的域名。(如 loksir.com.hk 或 loksir.hk 或 loksir.com)
- 可往香港域名註冊有限公司(http://www.hkdnr.hk)申請或找其他代理商代辦
- 寄存服務要求 php 及 MySql 數據庫
- 容量視乎商品數量及圖片多少而定，一般入門商店使用 1GB 已足够
- 電郵最好有 webmail, 方面隨時上網檢查電郵
- 亦需要有 FTP 戶口,方面大量上載檔案至服務器

PrestaShop Cloud 可以在官方網建立免費試用的網店：(http://www.prestashop.com)



STORE NAME | STORE CONFIGURATION | YOUR ACCOUNT

Store URL

This is where your customers can access your store. You can add a custom domain later (such as www.my-shop-shop.com).

my-shop .pswebstore.com

Where are you based?

This will help us set up your store's preferences (currency, taxes and localization).

Hong Kong SAR China

Tell us more about you

It will help us enhance your experience.

I am creating a store for a customer

Next

STORE NAME | STORE CONFIGURATION | YOUR ACCOUNT

Store URL

This is where your customers can access your store. You can add a custom domain later (such as www.my-shop-1187096565-shop.com).

my-shop-slywonghk .pswebstore.com

Subdomain : my-shop already exists

Where are you based?

This will help us set up your store's preferences (currency, taxes and localization).

Hong Kong SAR China

Tell us more about you

It will help us enhance your experience.

I am creating a store for a customer

Next

STORE NAME | STORE CONFIGURATION | YOUR ACCOUNT

First Name

sly

Last Name

wong

Password

You'll use this password to log in to your store. Must be at least 8 characters containing letters and numbers.

••••••••

Password confirmation

Please retype your password.

••••••••

I have read and agree to the PrestaShop Cloud terms and conditions, as well as the PrestaShop Payments by HiPay terms and conditions.

Create my store

Your new online store is live!

Congratulations! You have successfully created your new online store.

Enter My Account

Download | Modules | Themes | Forum | English | slywonghk

PrestaShop FEATURES LEARN COMMUNITY BLOG

My store Domains & Certificates Settings Support Help

My Shop

my-shop-slywonghk.pswebstore.com | + Add a domain

Store details

Visit my store

Manage my store

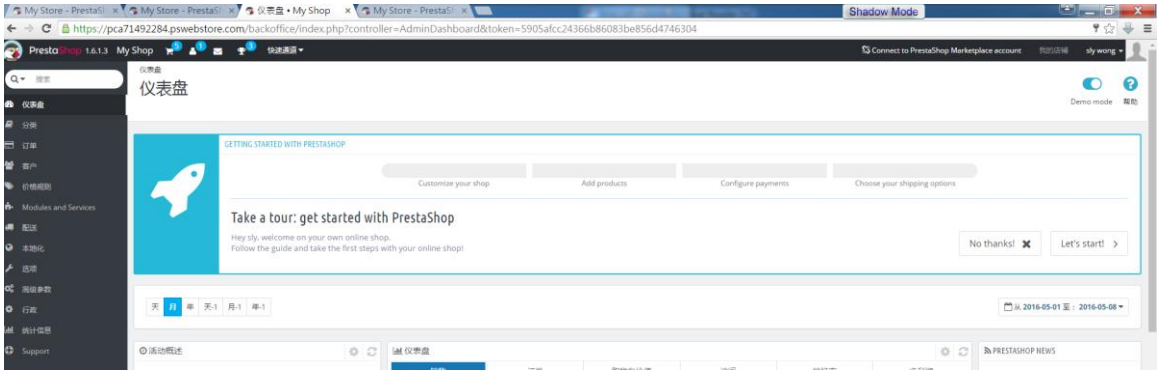

如何在本機環境下建立數據庫

開啟瀏覽器，網址打入http://localhost/phpmyadmin

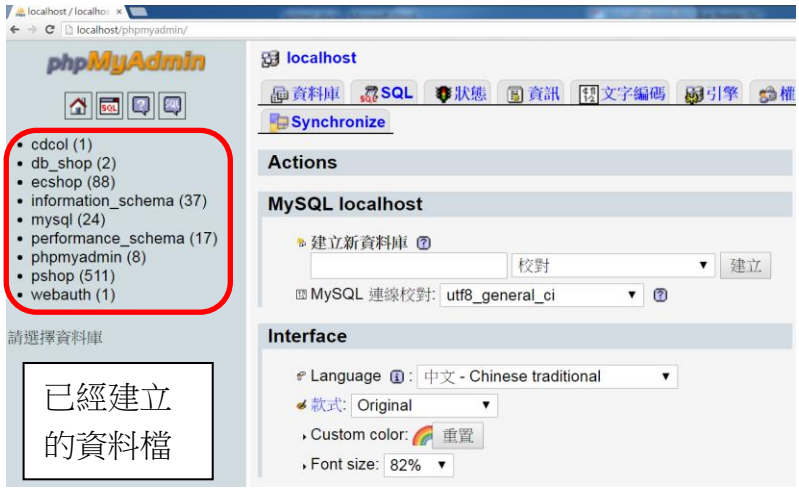

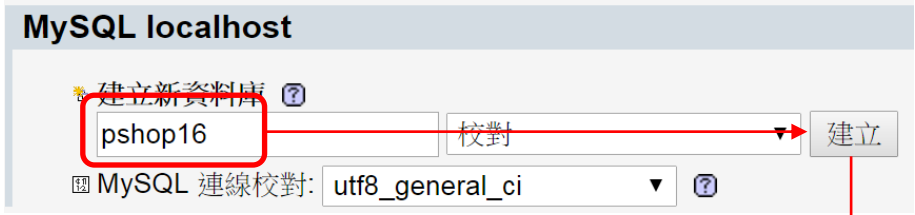

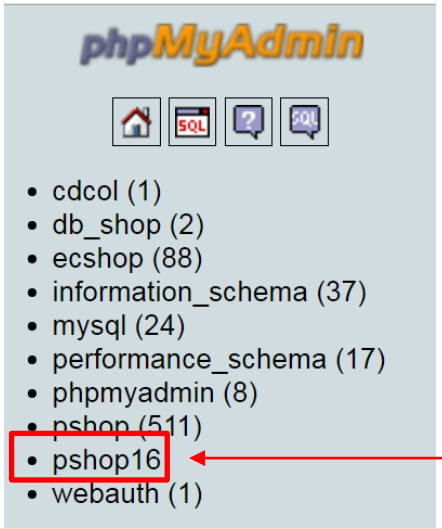

上傳網頁源碼

下載源碼 prestashop_1.6.1.zip，解壓後，將全部檔案及資料夾上傳至服務器。可以用 cPanel 提供的檔案總管或用 FTP 軟件直接上傳至網站根目錄，資料夾名稱通常是 public_html.

在 Xampp 中，c:\xampp\htdocs

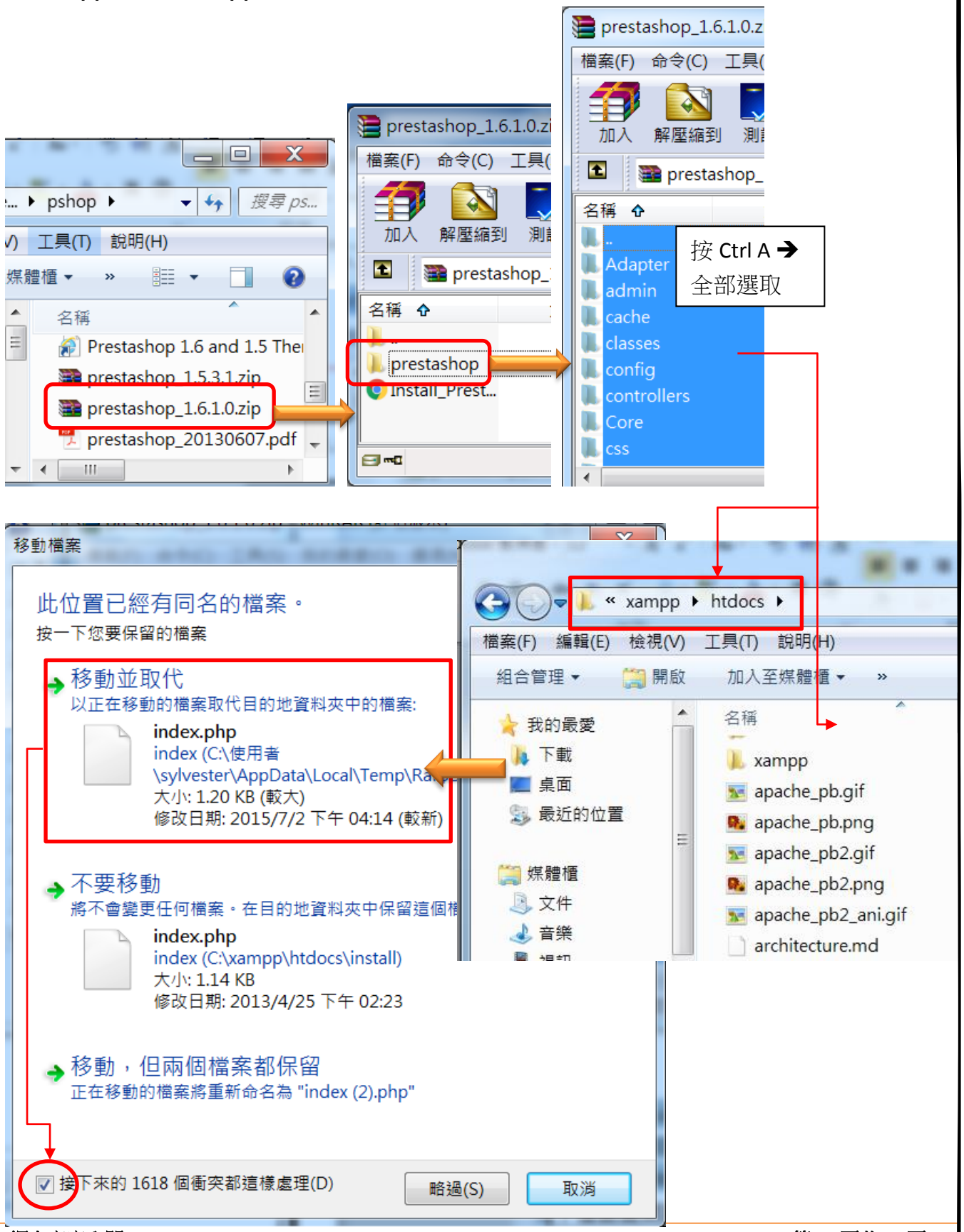

完成後在瀏覽器中輸入：

http://localhost

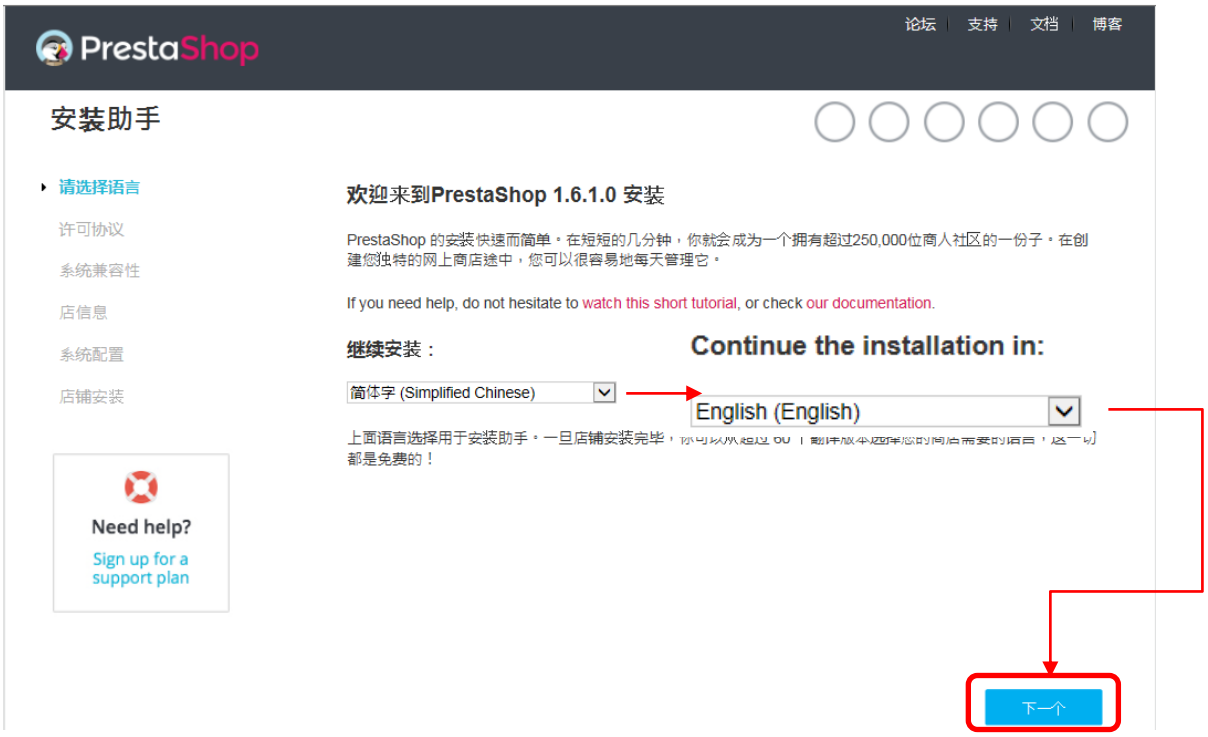

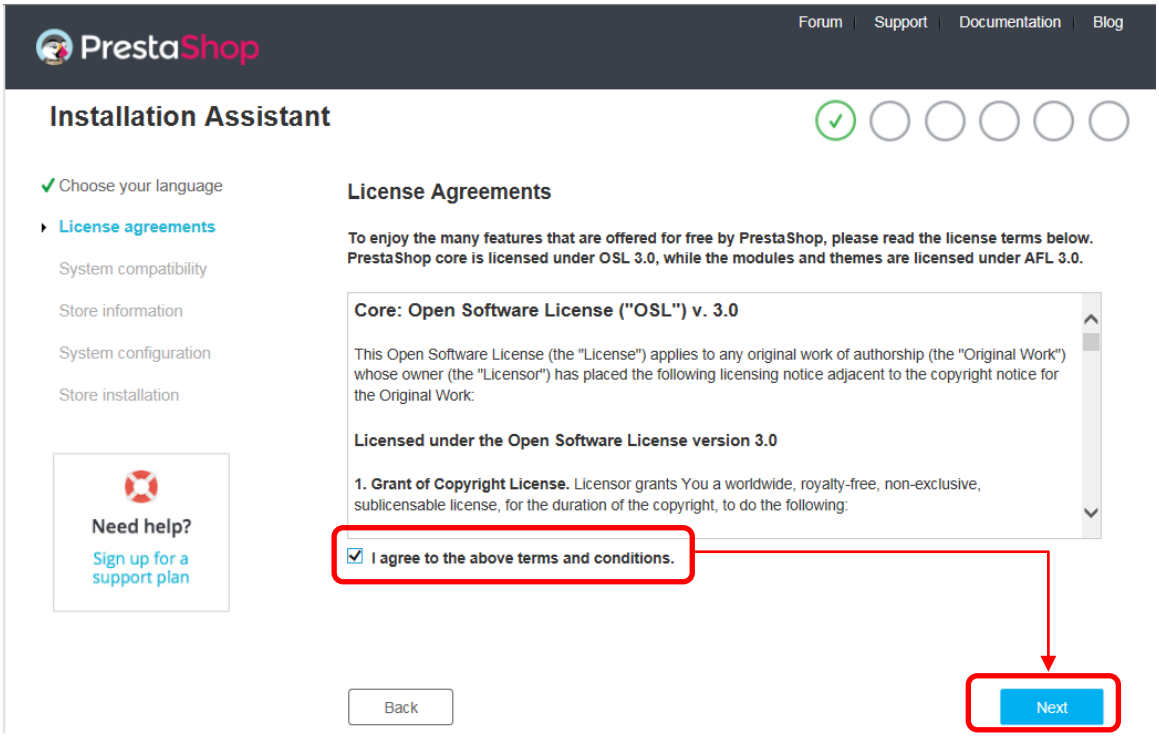

PrestaShop

Forum | Support | Documentation | Blog

Installation Assistant

- ✓ Choose your language
- ✓ License agreements
- ✓ System compatibility
- ▸ Store information
- System configuration
- Store installation

Need help?
Sign up for a support plan

Information about your Store

Shop name: My Shop

Main activity: Computer Hardware and Softw...

Help us learn more about your store so we can offer you optimal guidance and the best features for your business!

Country: HongKong

Your Account

First name: student

Last name: teacher

E-mail address: student@gmail.com

This email address will be your username to access your store's back office.

Shop password: ••••••••••••••

Must be at least 8 characters

Re-type to confirm: ••••••••••••••

All information you give us is collected by us and is subject to data processing and statistics, it is necessary for the members of the PrestaShop company in order to respond to your requests. Your personal data may be communicated to service providers and partners as part of partner relationships. Under the current "Act on Data Processing, Data Files and Individual Liberties" you have the right to access, rectify and oppose to the processing of your personal data through this link.

Back | Next

PrestaShop

Forum | Support | Documentation | Blog

Installation Assistant

- ✓ Choose your language
- ✓ License agreements
- ✓ System compatibility
- ✓ Store information
- ▸ System configuration
- Store installation

Need help?
Sign up for a support plan

Configure your database by filling out the following fields

To use PrestaShop, you must create a database to collect all of your store's data-related activities.
Please complete the fields below in order for PrestaShop to connect to your database.

Database server address: localhost

The default port is 3306. To use a different port, add the port number at the end of your server's address i.e ":4242".

Database name: pshop16

之前建立的資料檔

Database login: root

Database password:

Tables prefix: ps_

Test your database connection now!

✓ Database is connected

Back | Next

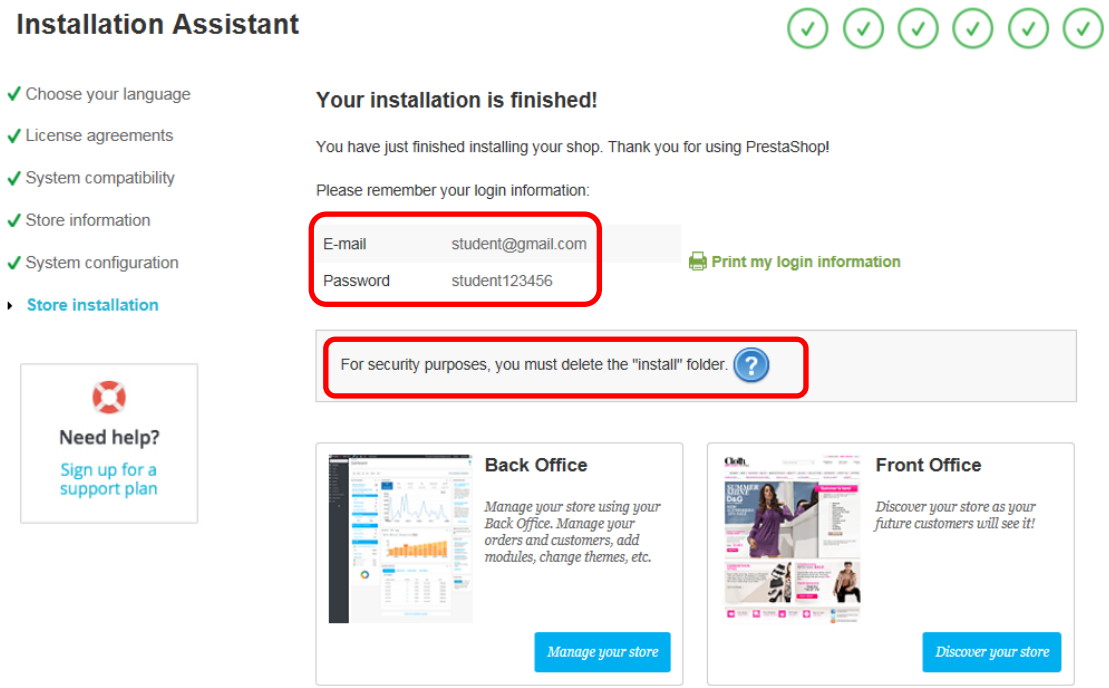

刪除 c:\xampp\htdocs\install 資料夾

將 c:\xampp\htdocs\admin 資料夾為你所想要的(課堂上用 BO)

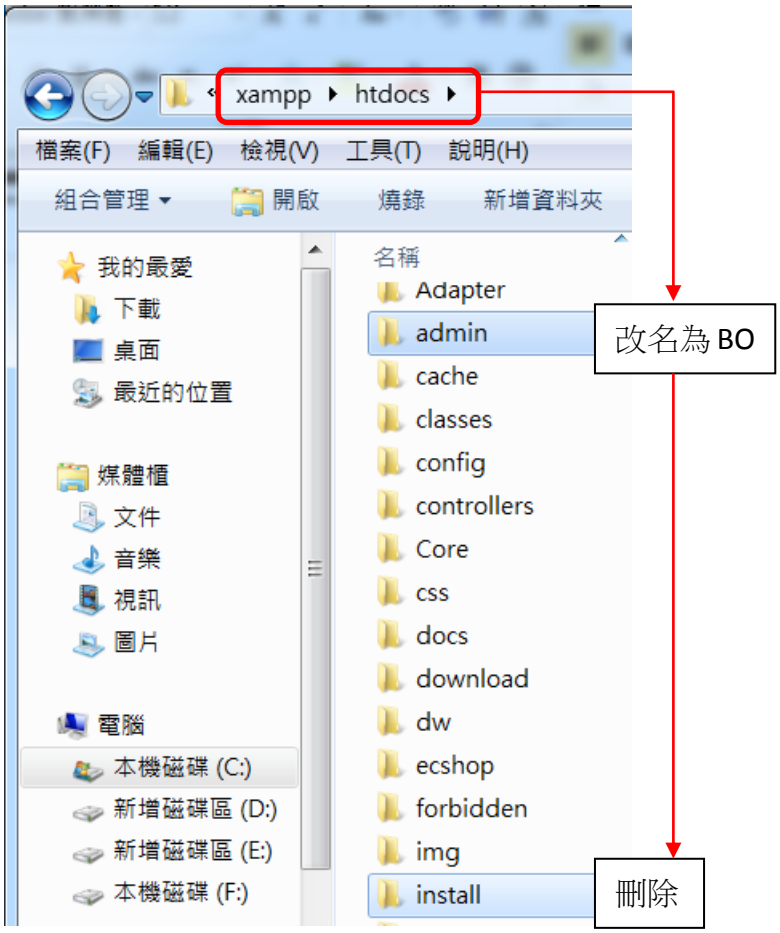

進入後台：

http://localhost/bo